

# EVAPCO, INC.

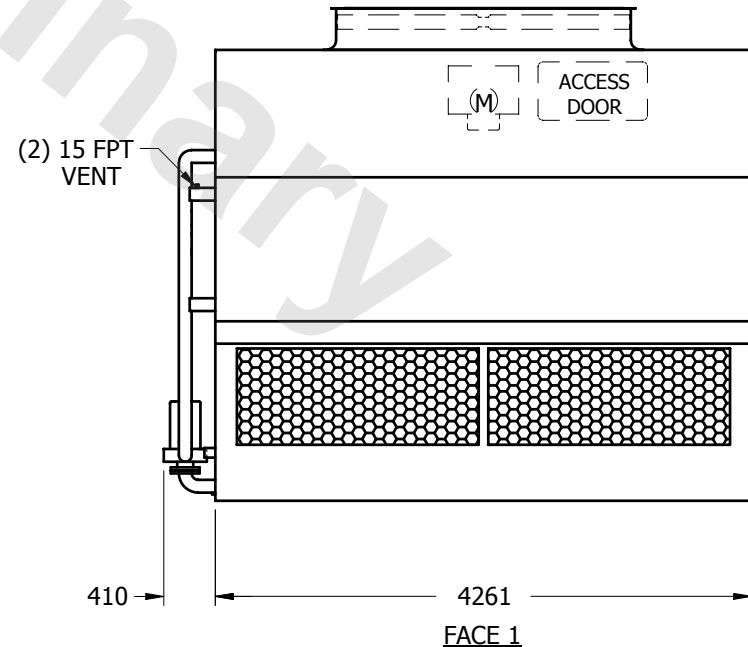
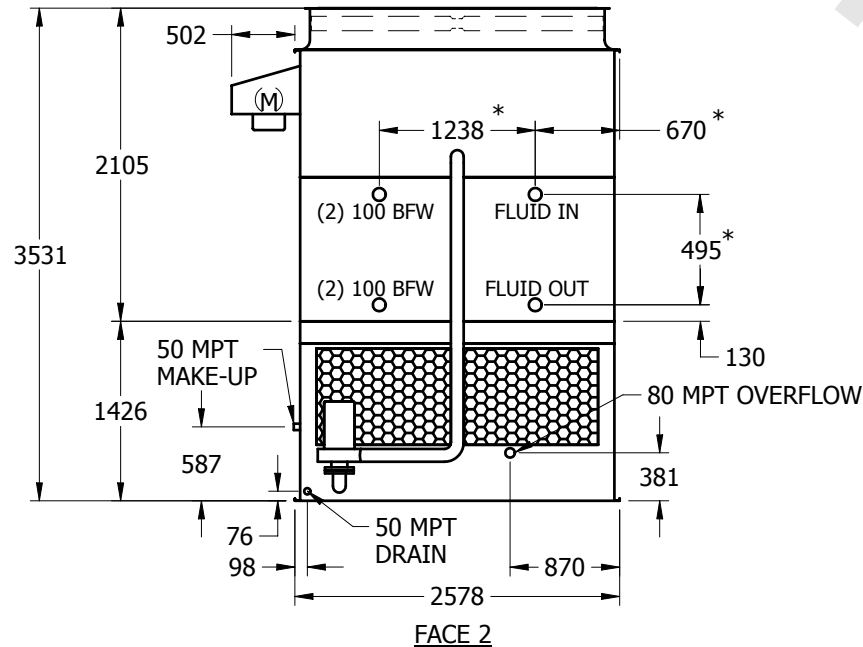
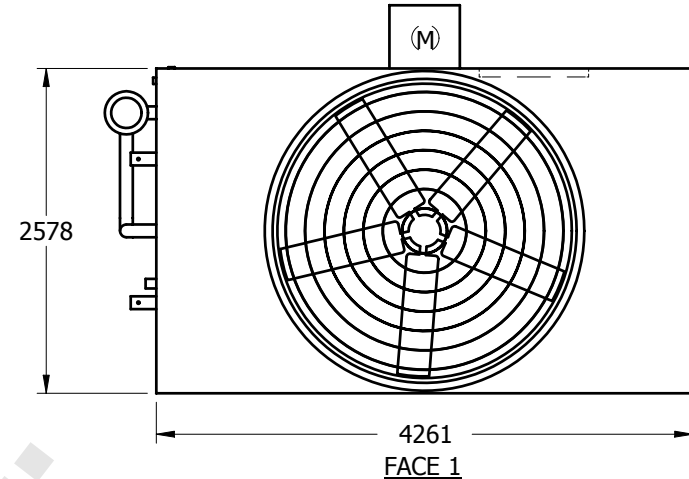


|      |                       |         |           |       |     |        |                 |      |  |      |           |          |  |
|------|-----------------------|---------|-----------|-------|-----|--------|-----------------|------|--|------|-----------|----------|--|
| UNIT | CLOSED CIRCUIT COOLER | MODEL # | ATC-1047E | SCALE | NTS | DWG. # | W2091406-MRD-LF | REV. |  | DATE | 5/19/2024 | SERIAL # |  |
|------|-----------------------|---------|-----------|-------|-----|--------|-----------------|------|--|------|-----------|----------|--|

## NOTES:

1. (M)- FAN MOTOR LOCATION
2. HEAVIEST SECTION IS UPPER SECTION
3. MPT DENOTES MALE PIPE THREAD  
FPT DENOTES FEMALE PIPE THREAD  
BFW DENOTES BEVELED FOR WELDING
4. + UNIT WEIGHT DOES NOT INCLUDE ACCESSORIES (SEE SEPARATE DRAWINGS FOR ACCESSORIES)
5. 19mm DIA. MOUNTING HOLES. REFER TO RECOMMENDED STEEL SUPPORT DRAWING
6. MAKE-UP WATER PRESSURE-137 kPa MIN, 344 kPa MAX
7. \*- APPROXIMATE DIMENSIONS DO NOT USE FOR PRE-FABRICATION OF CONNECTING PIPING
8. MAKE-UP IS LOCATED 121mm FROM CONNECTION END

FACE 2  
**PLAN VIEW**



|                 |      |      |                  |      |    |                         |      |    |                          |   |
|-----------------|------|------|------------------|------|----|-------------------------|------|----|--------------------------|---|
| SHIPPING WEIGHT | 5355 | kg + | OPERATING WEIGHT | 8330 | kg | HEAVIEST SECTION WEIGHT | 4435 | kg | NO. OF SHIPPING SECTIONS | 2 |
|-----------------|------|------|------------------|------|----|-------------------------|------|----|--------------------------|---|