

# EVAPCO, INC.

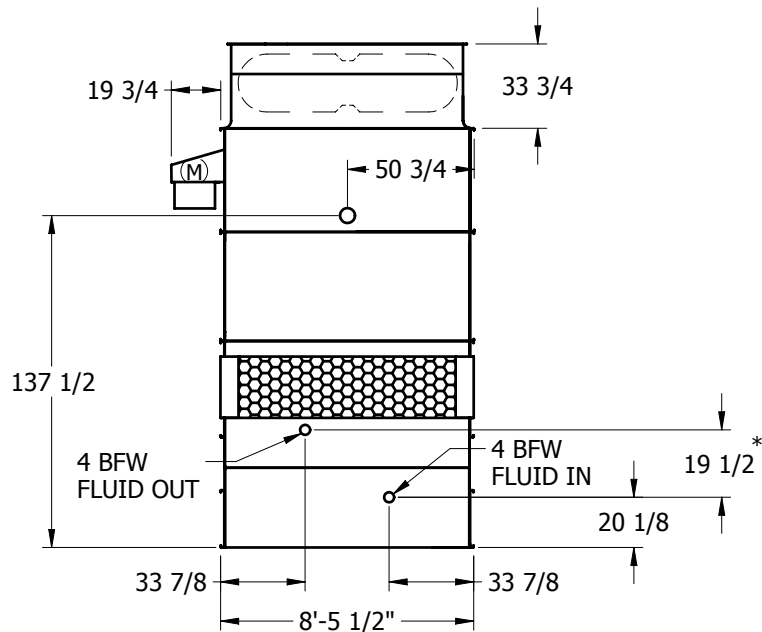
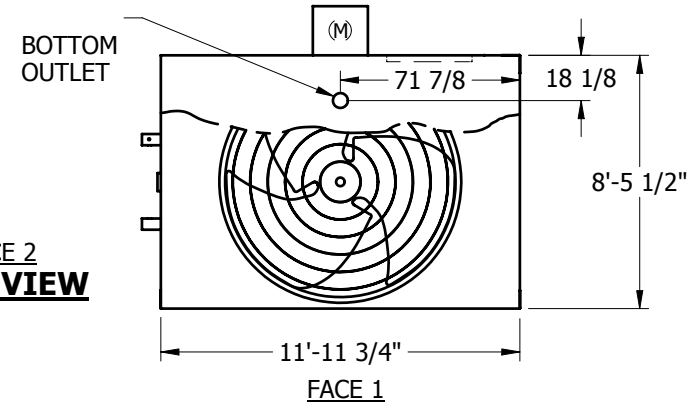


UNIT	<b>CLOSED CIRCUIT COOLER</b>	MODEL #	eco-LRWB 3-2E6	SCALE	NTS	DWG. #	WZ09124806-ERA-SLSR	REV.		DATE	5/20/2024	SERIAL #	
------	------------------------------	---------	----------------	-------	-----	--------	---------------------	------	--	------	-----------	----------	--

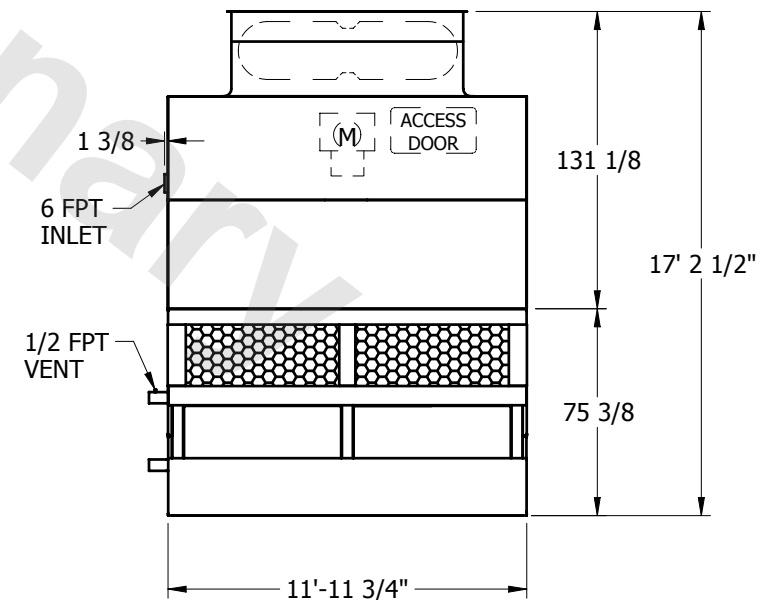
## NOTES:

1. (M) - FAN MOTOR LOCATION
2. HEAVIEST SECTION IS LOWER SECTION
3. MPT DENOTES MALE PIPE THREAD  
FPT DENOTES FEMALE PIPE THREAD  
BFW DENOTES BEVELED FOR WELDING
4. † UNIT WEIGHT DOES NOT INCLUDE ACCESSORIES (SEE SEPARATE DRAWINGS FOR ACCESSORIES)
5. 3/4" DIA. MOUNTING HOLES. REFER TO RECOMMENDED STEEL SUPPORT DRAWING
6. THE SPRAY PUMP SHOULD BE SIZED FOR 800 GPM AND 4 PSIG AT THE INLET CONNECTION
7. \* - APPROXIMATE DIMENSIONS DO NOT USE FOR PRE-FABRICATION OF CONNECTING PIPING
8. SERIES FLOW CROSSOVER PIPING PROVIDED INTERNALLY

**FACE 2  
PLAN VIEW**



**FACE 2**



**FACE 1**

SHIPPING WEIGHT	10640	lbs.†	OPERATING WEIGHT	13750	lbs.	HEAVIEST SECTION WEIGHT	6440	lbs.	NO. OF SHIPPING SECTIONS	2
-----------------	-------	-------	------------------	-------	------	-------------------------	------	------	--------------------------	---