

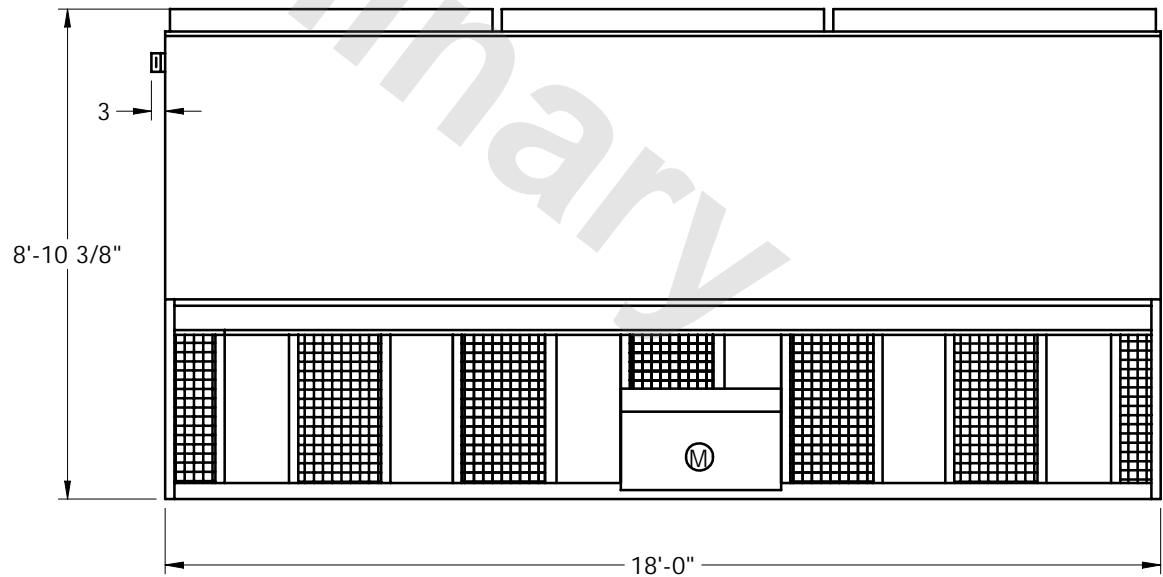
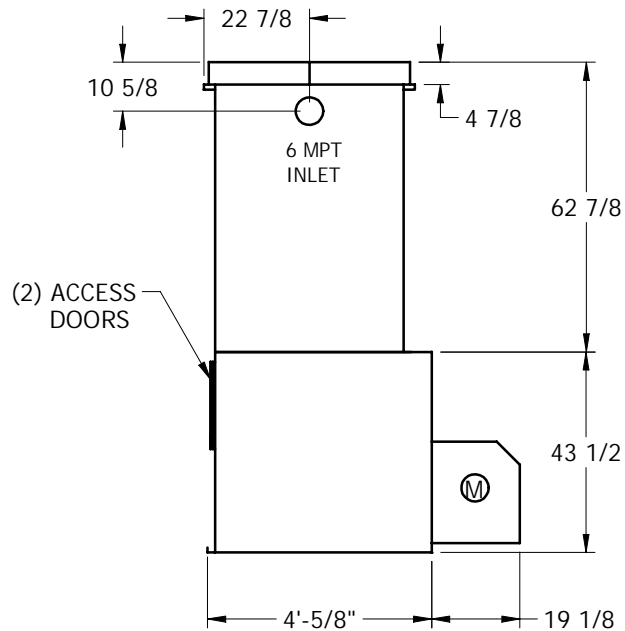
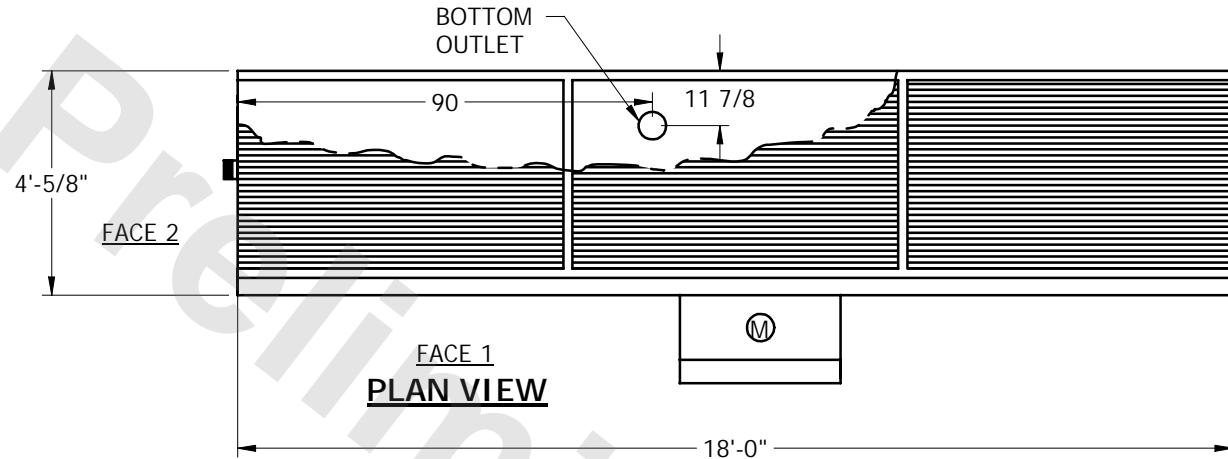
# EVAPCO, INC.



UNIT	COOLING TOWER	MODEL #	SCALE NTS	DWG. # TL041824-ERC-RS	REV.	DATE	SERIAL #
------	---------------	---------	-----------	------------------------	------	------	----------

## NOTES:

1. (M) - FAN MOTOR LOCATION
2. MPT DENOTES MALE PIPE THREAD  
FPT DENOTES FEMALE PIPE THREAD  
BFW DENOTES BEVELED FOR WELDING
3. + UNIT WEIGHT DOES NOT INCLUDE ACCESSORIES (SEE SEPARATE DRAWINGS FOR ACCESSORIES)
4. 3/4" DIA. MOUNTING HOLES. REFER TO RECOMMENDED STEEL SUPPORT DRAWING
5. HEAVIEST SECTION IS LOWER SECTION



SHIPPING WEIGHT	4330	lbs. +	OPERATING WEIGHT	6080	lbs.	HEAVIEST SECTION WEIGHT	2410	lbs.	NO. OF SHIPPING SECTIONS	2
-----------------	------	--------	------------------	------	------	-------------------------	------	------	--------------------------	---