

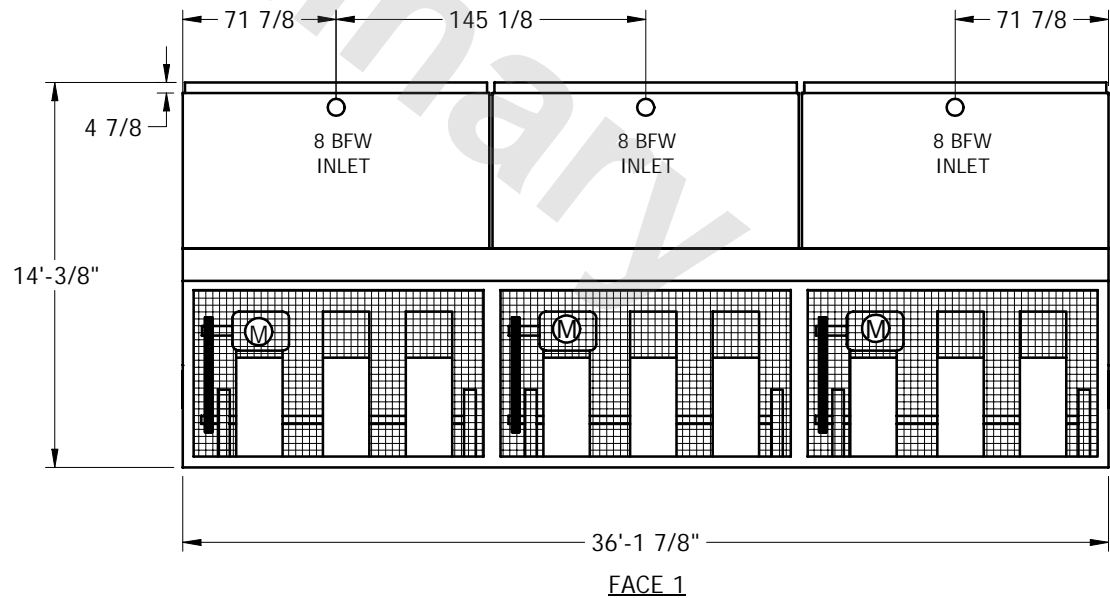
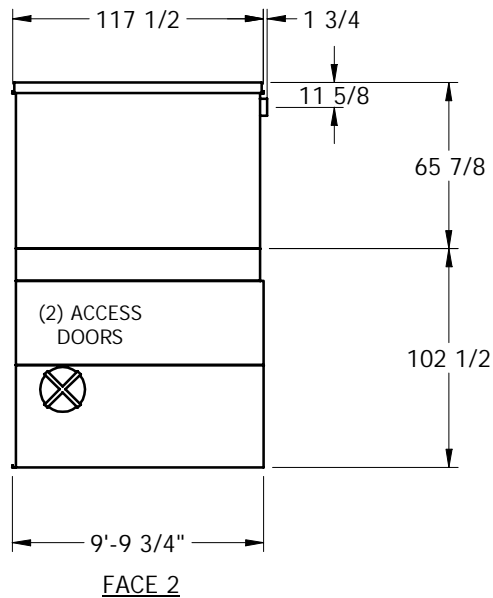
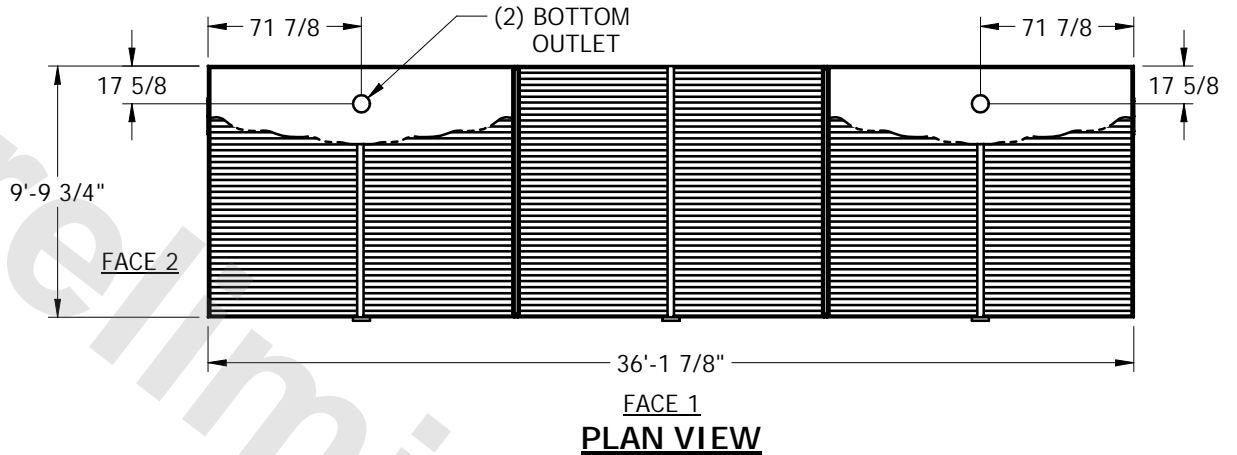
EVAPCO, INC.



UNIT	COOLING TOWER	MODEL #	LSCE 980	SCALE	NTS	DWG. #	TLTM3612-ERE-RS	REV.		DATE	5/20/2024	SERIAL #	
------	---------------	---------	----------	-------	-----	--------	-----------------	------	--	------	-----------	----------	--

NOTES:

1. (M) - FAN MOTOR LOCATION
2. HEAVIEST SECTION IS LOWER SECTION
3. MPT DENOTES MALE PIPE THREAD
FPT DENOTES FEMALE PIPE THREAD
BFW DENOTES BEVELED FOR WELDING
4. + UNIT WEIGHT DOES NOT INCLUDE ACCESSORIES (SEE SEPARATE DRAWINGS FOR ACCESSORIES)
5. 3/4" DIA. MOUNTING HOLES. REFER TO RECOMMENDED STEEL SUPPORT DRAWING



SHIPPING WEIGHT	22070	lbs. +	OPERATING WEIGHT	31010	lbs.	HEAVIEST SECTION WEIGHT	14440	lbs.	NO. OF SHIPPING SECTIONS	4
-----------------	-------	--------	------------------	-------	------	-------------------------	-------	------	--------------------------	---