

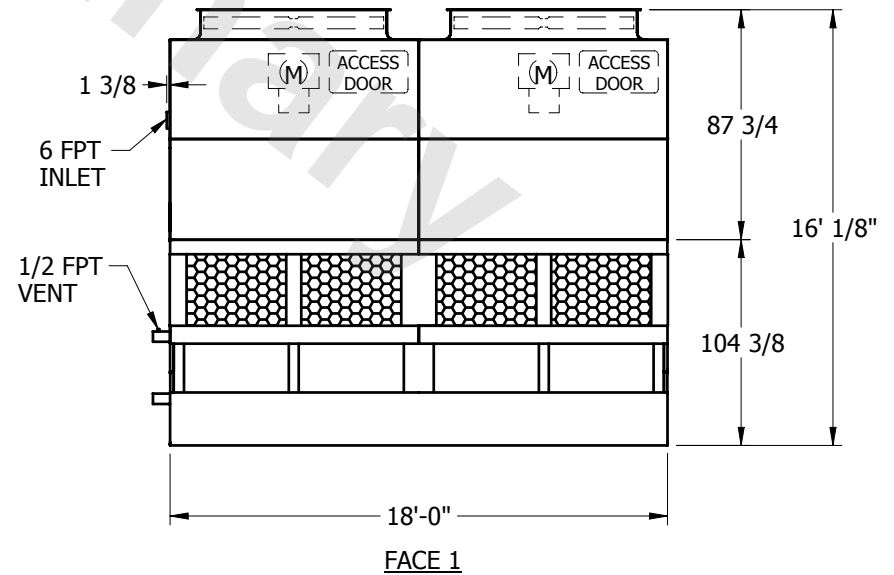
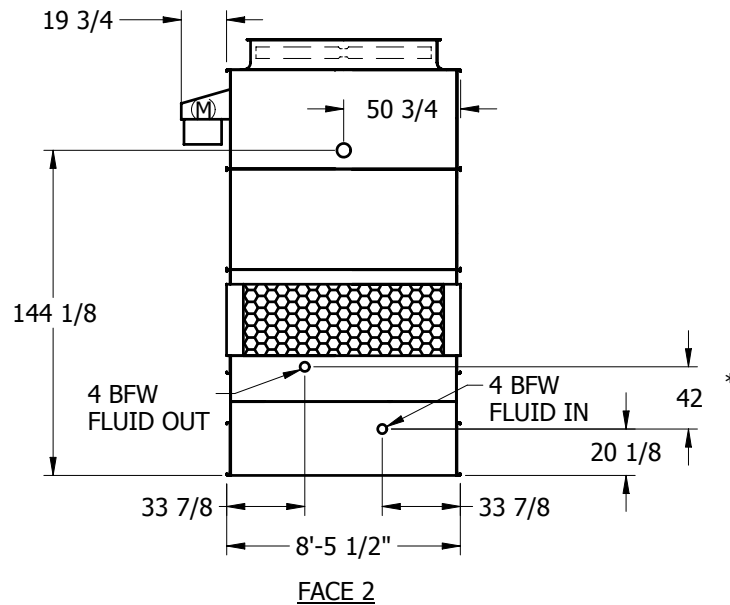
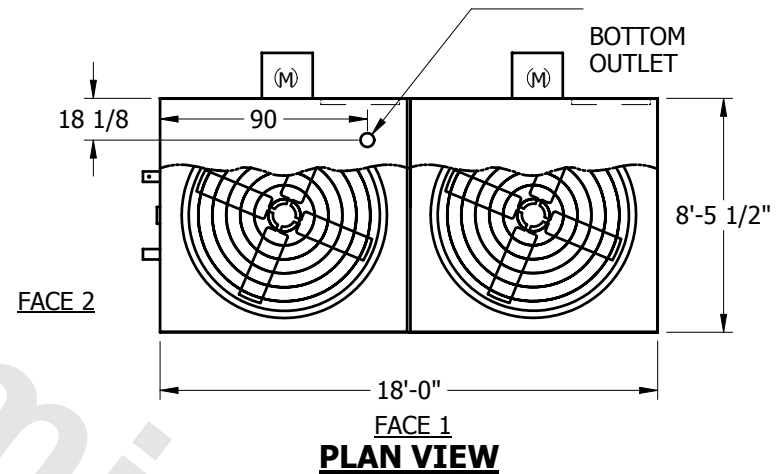
# EVAPCO, INC.



UNIT	<b>CLOSED CIRCUIT COOLER</b>	MODEL #	eco-ATC-1020A	SCALE	NTS	DWG. #	WZ09182412-ERA-SR	REV.		DATE	5/17/2024	SERIAL #	
------	------------------------------	---------	---------------	-------	-----	--------	-------------------	------	--	------	-----------	----------	--

## NOTES:

1. (M) - FAN MOTOR LOCATION
2. HEAVIEST SECTION IS LOWER SECTION
3. MPT DENOTES MALE PIPE THREAD  
FPT DENOTES FEMALE PIPE THREAD  
BFW DENOTES BEVELED FOR WELDING
4. † UNIT WEIGHT DOES NOT INCLUDE ACCESSORIES (SEE SEPARATE DRAWINGS FOR ACCESSORIES)
5. 3/4" DIA. MOUNTING HOLES. REFER TO RECOMMENDED STEEL SUPPORT DRAWING
6. THE SPRAY PUMP SHOULD BE SIZED FOR 1025 GPM AND 5 PSIG AT THE INLET CONNECTION
7. \* - APPROXIMATE DIMENSIONS DO NOT USE FOR PRE-FABRICATION OF CONNECTING PIPING
8. SERIES FLOW CROSSOVER PIPING PROVIDED INTERNALLY



SHIPPING WEIGHT	19865	lbs.†	OPERATING WEIGHT	26555	lbs.	HEAVIEST SECTION WEIGHT	14635	lbs.	NO. OF SHIPPING SECTIONS	2
-----------------	-------	-------	------------------	-------	------	-------------------------	-------	------	--------------------------	---