

EVAPCO, INC.



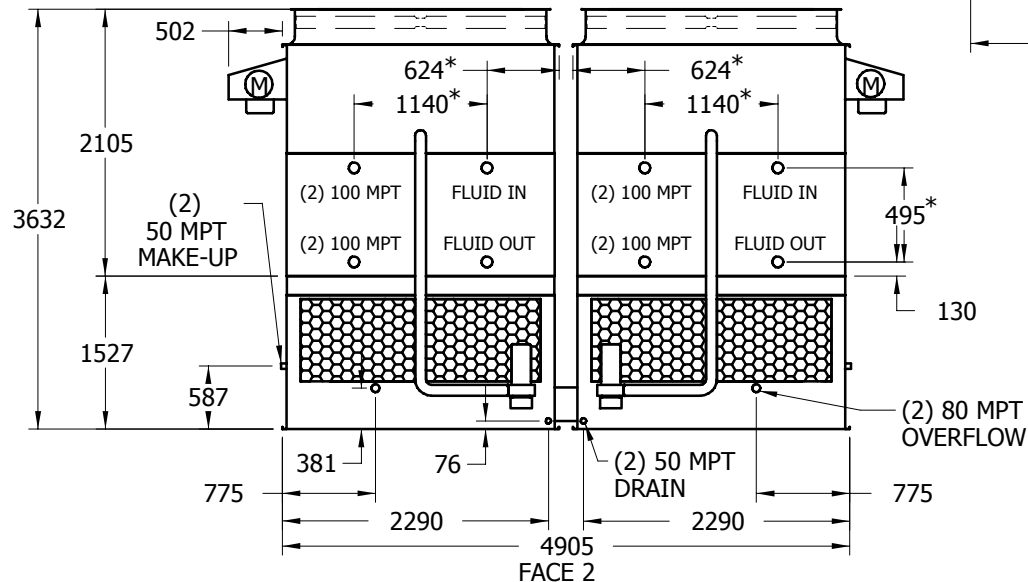
UNIT	MODEL #	SCALE	DWG. #	REV.	DATE	SERIAL #
CLOSED CIRCUIT COOLER	eco-ATWB-H 8-4M28-Z-C22	NTS	W24M1206-MRA-ST		5/20/2024	

NOTES:

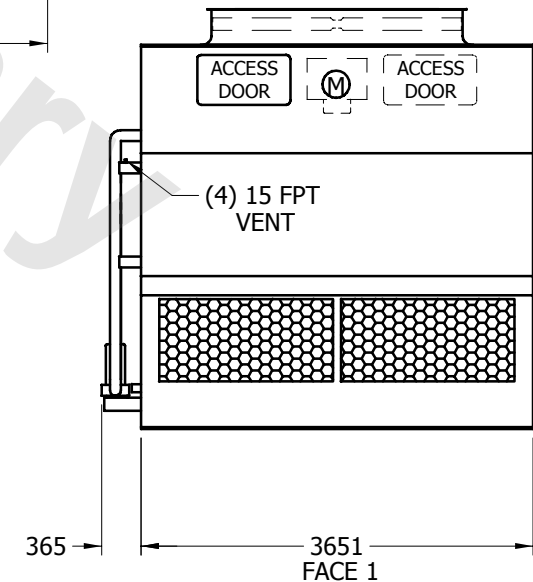
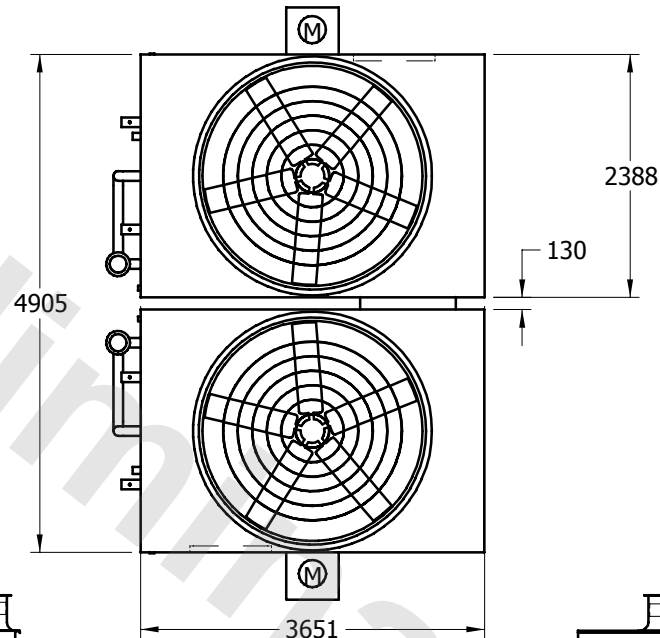
1. (M) - FAN MOTOR LOCATION
2. HEAVIEST SECTION IS UPPER SECTION
3. MPT DENOTES MALE PIPE THREAD
FPT DENOTES FEMALE PIPE THREAD
BFW DENOTES BEVELED FOR WELDING
4. + UNIT WEIGHT DOES NOT INCLUDE ACCESSORIES (SEE SEPARATE DRAWINGS FOR ACCESSORIES)
5. 19mm DIA. MOUNTING HOLES. REFER TO RECOMMENDED STEEL SUPPORT DRAWING
6. MAKE-UP WATER PRESSURE-137 kPa MIN, 344 kPa MAX
7. *- APPROXIMATE DIMENSIONS DO NOT USE FOR PRE-FABRICATION OF CONNECTING PIPING
8. MAKE-UP IS LOCATED 121mm FROM CONNECTION END

FACE 2

FACE 1
PLAN VIEW



FACE 2



FACE 1

SHIPPING WEIGHT	8955	kg +	OPERATING WEIGHT	13935	kg	HEAVIEST SECTION WEIGHT	3665	kg	NO. OF SHIPPING SECTIONS	4
-----------------	------	------	------------------	-------	----	-------------------------	------	----	--------------------------	---