

EVAPCO, INC.

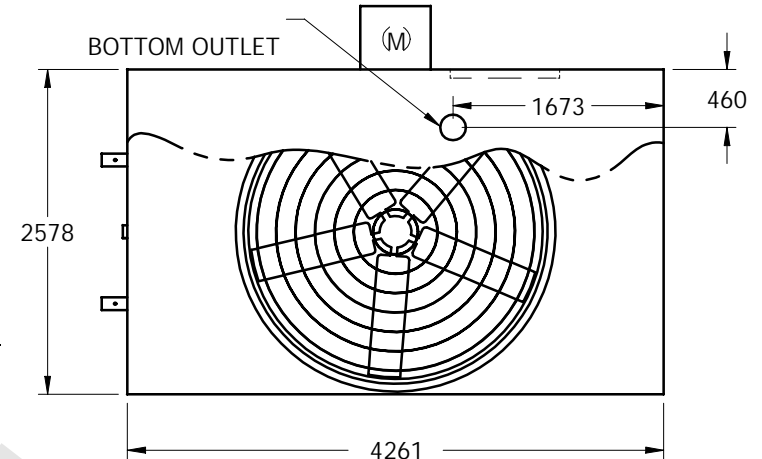


UNIT	CLOSED CIRCUIT COOLER	MODEL #	eco-ATWB-H 10-1136-C44	SCALE	NTS	DWG. #	W2091406-MRE-RS	REV.		DATE	5/20/2024	SERIAL #	
------	-----------------------	---------	------------------------	-------	-----	--------	-----------------	------	--	------	-----------	----------	--

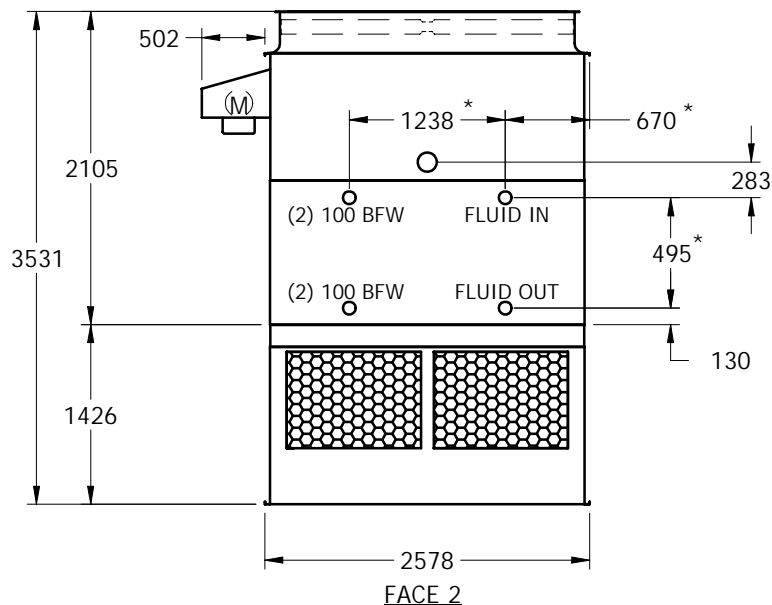
NOTES:

1. (M)- FAN MOTOR LOCATION
2. HEAVIEST SECTION IS UPPER SECTION
3. MPT DENOTES MALE PIPE THREAD
FPT DENOTES FEMALE PIPE THREAD
BFW DENOTES BEVELED FOR WELDING
4. + UNIT WEIGHT DOES NOT INCLUDE ACCESSORIES (SEE SEPARATE DRAWINGS FOR ACCESSORIES)
5. 19mm DIA. MOUNTING HOLES. REFER TO RECOMMENDED STEEL SUPPORT DRAWING
6. THE SPRAY PUMP SHOULD BE SIZED FOR 38 L/S AND 17 kPa AT THE INLET CONNECTION
7. *- APPROXIMATE DIMENSIONS DO NOT USE FOR PRE-FABRICATION OF CONNECTING PIPING

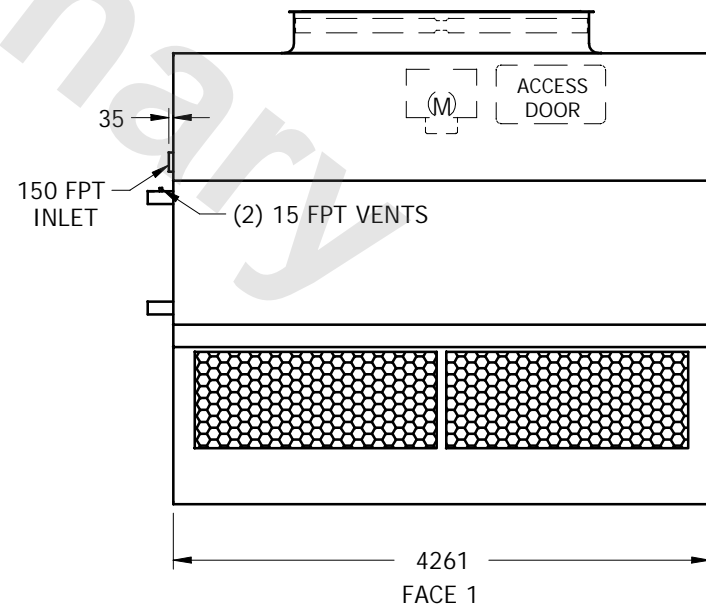
FACE 2



FACE 1
PLAN VIEW



FACE 2



FACE 1

SHIPPING WEIGHT	5355	kg +	OPERATING WEIGHT	7440	kg	HEAVIEST SECTION WEIGHT	4435	kg	NO. OF SHIPPING SECTIONS	2
-----------------	------	------	------------------	------	----	-------------------------	------	----	--------------------------	---