

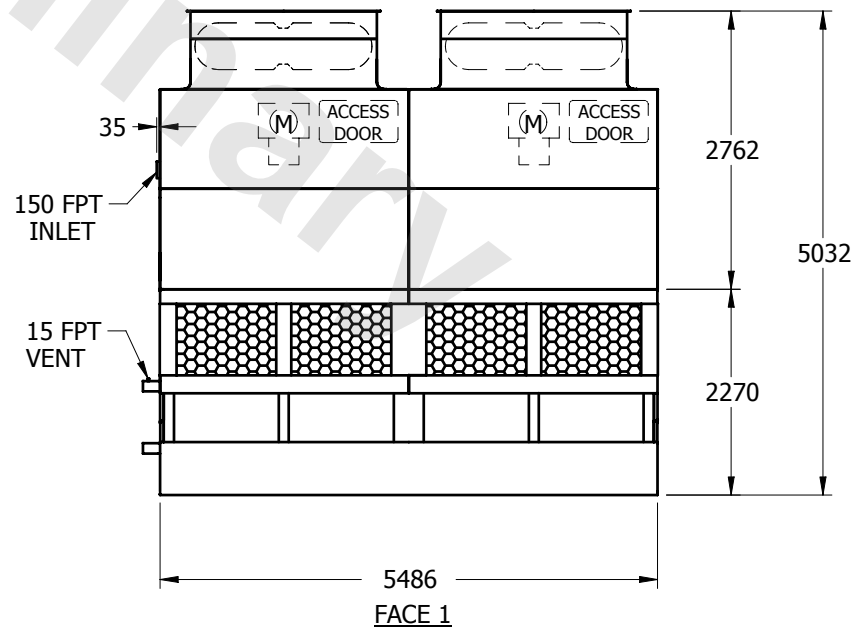
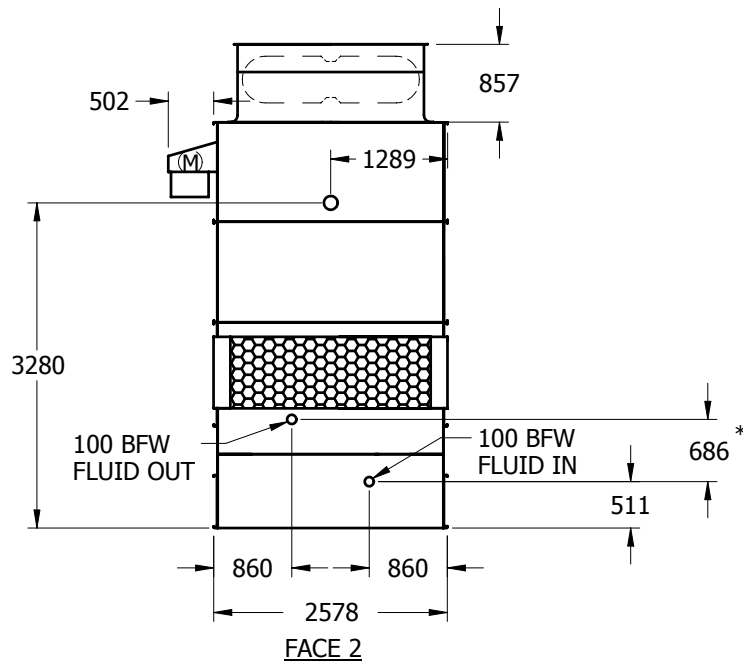
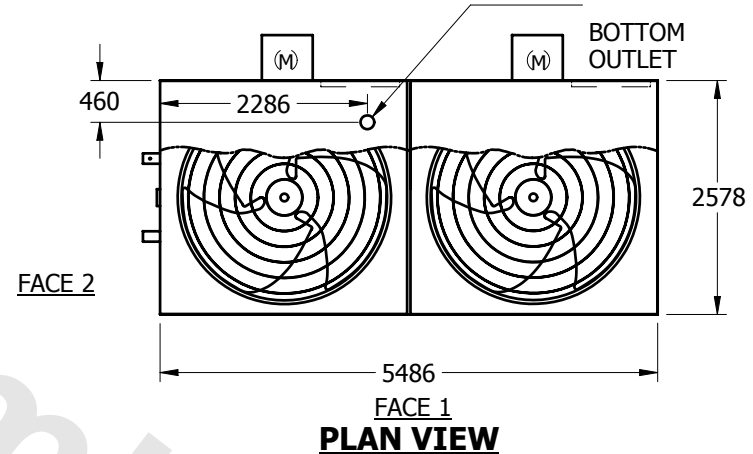
EVAPCO, INC.



UNIT	CLOSED CIRCUIT COOLER	MODEL #	LRC 101	SCALE	NTS	DWG. #	WZ09182408-MRA-SLSR	REV.		DATE	5/15/2024	SERIAL #	
------	------------------------------	---------	---------	-------	-----	--------	---------------------	------	--	------	-----------	----------	--

NOTES:

1. (M) - FAN MOTOR LOCATION
2. HEAVIEST SECTION IS LOWER SECTION
3. MPT DENOTES MALE PIPE THREAD
FPT DENOTES FEMALE PIPE THREAD
BFW DENOTES BEVELED FOR WELDING
4. † UNIT WEIGHT DOES NOT INCLUDE ACCESSORIES (SEE SEPARATE DRAWINGS FOR ACCESSORIES)
5. 19mm DIA. MOUNTING HOLES. REFER TO RECOMMENDED STEEL SUPPORT DRAWING
6. THE SPRAY PUMP SHOULD BE SIZED FOR 65 L/S AND 34 kPa AT THE INLET CONNECTION
7. * - APPROXIMATE DIMENSIONS DO NOT USE FOR PRE-FABRICATION OF CONNECTING PIPING
8. SERIES FLOW CROSSOVER PIPING PROVIDED INTERNALLY



SHIPPING WEIGHT	7565	kg	+	OPERATING WEIGHT	10025	kg	HEAVIEST SECTION WEIGHT	5110	kg	NO. OF SHIPPING SECTIONS	2
-----------------	------	----	---	------------------	-------	----	-------------------------	------	----	--------------------------	---