

EVAPCO, INC.

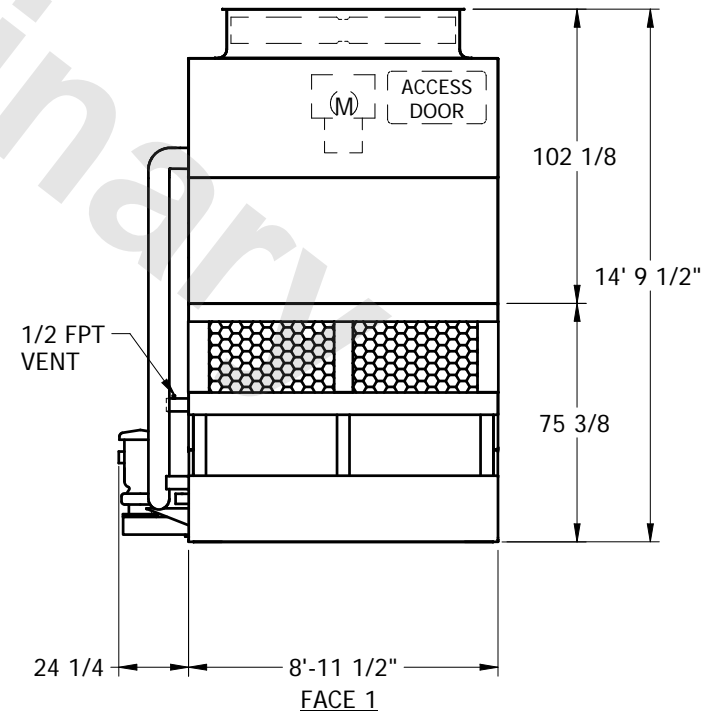
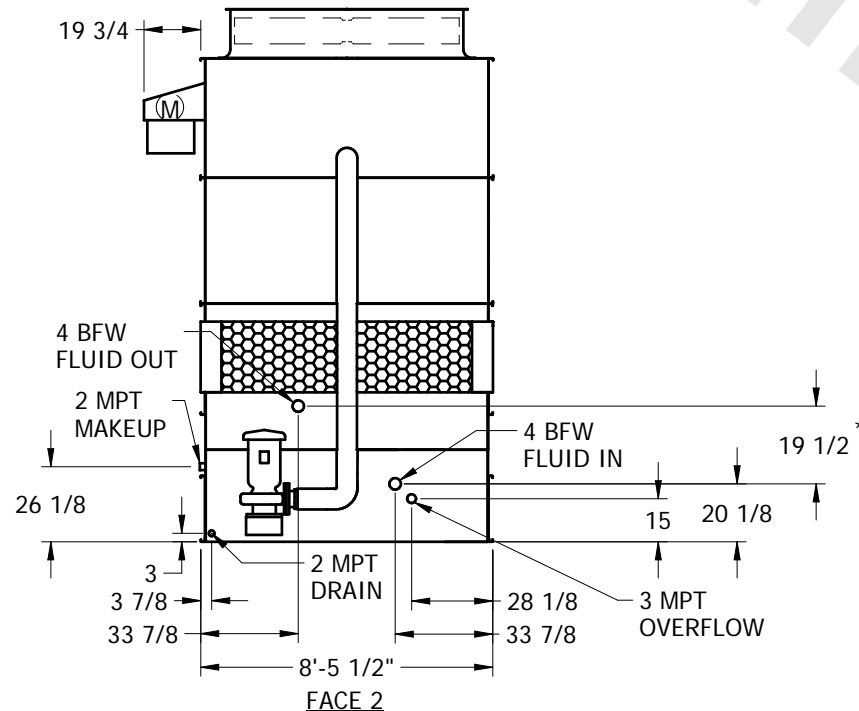
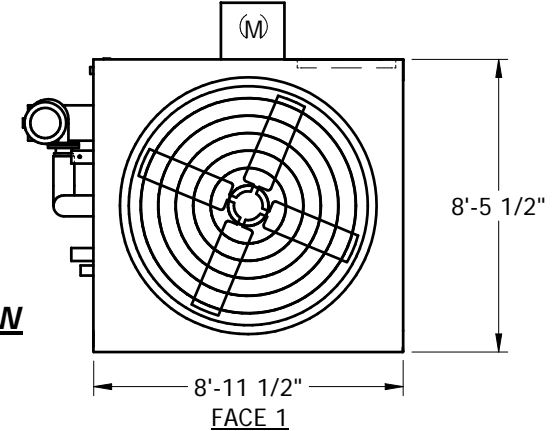


UNIT	CLOSED CIRCUIT COOLER	MODEL #	eco-ATC-1025A	SCALE	NTS	DWG. #	WZ09093606-ERB-LFSF	REV.		DATE	5/20/2024	SERIAL #	
------	-----------------------	---------	---------------	-------	-----	--------	---------------------	------	--	------	-----------	----------	--

NOTES:

1. (M) - FAN MOTOR LOCATION
2. HEAVIEST SECTION IS LOWER SECTION
3. MPT DENOTES MALE PIPE THREAD
FPT DENOTES FEMALE PIPE THREAD
BFW DENOTES BEVELED FOR WELDING
4. + UNIT WEIGHT DOES NOT INCLUDE ACCESSORIES (SEE SEPARATE DRAWINGS FOR ACCESSORIES)
5. 3/4" DIA. MOUNTING HOLES. REFER TO RECOMMENDED STEEL SUPPORT DRAWING
6. MAKE-UP WATER PRESSURE-20 psi MIN, 50 psi MAX
7. * - APPROXIMATE DIMENSIONS DO NOT USE FOR PRE-FABRICATION OF CONNECTING PIPING
8. MAKE-UP IS LOCATED 4 3/4" FROM CONNECTION END
9. SERIES FLOW CROSSOVER PIPING PROVIDED INTERNALLY

**FACE 2
PLAN VIEW**



SHIPPING WEIGHT	7915	lbs. +	OPERATING WEIGHT	11415	lbs.	HEAVIEST SECTION WEIGHT	4855	lbs.	NO. OF SHIPPING SECTIONS	2
-----------------	------	--------	------------------	-------	------	-------------------------	------	------	--------------------------	---