

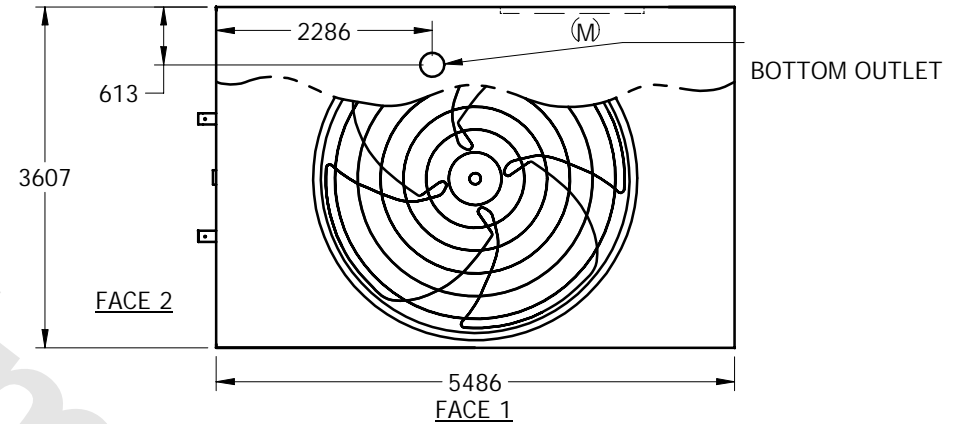
EVAPCO, INC.



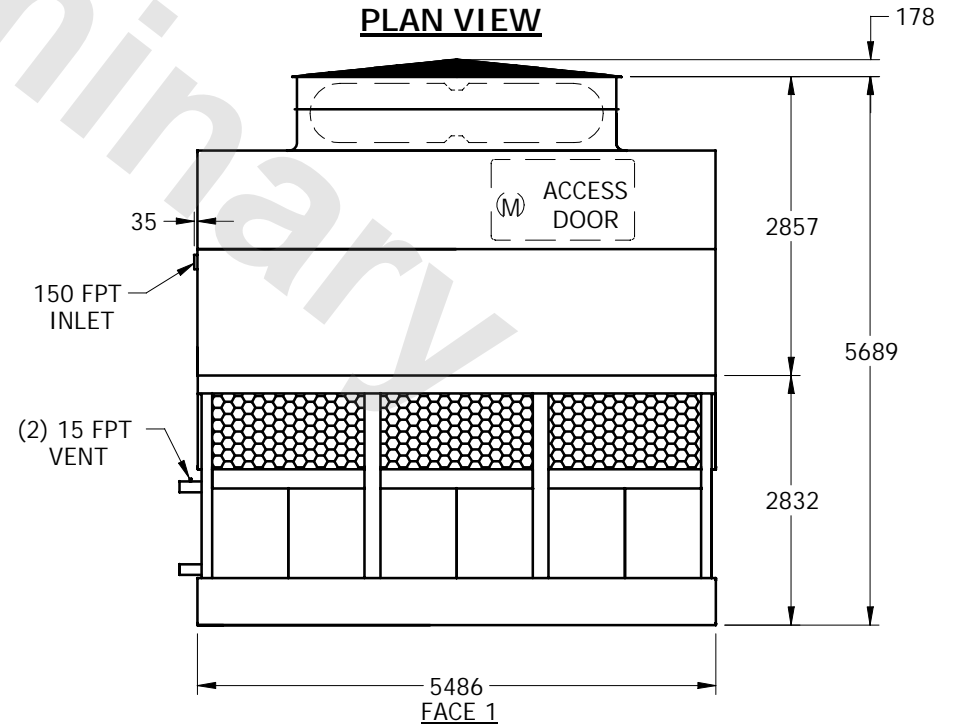
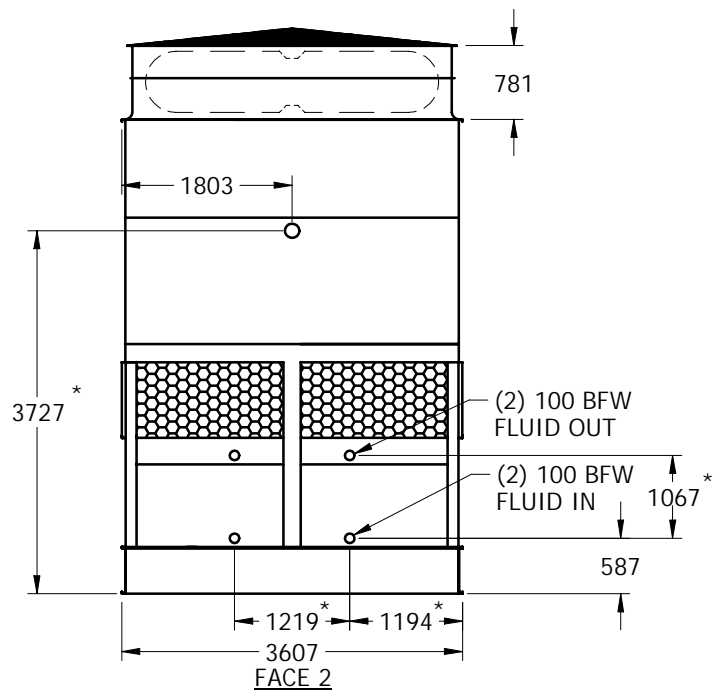
UNIT	CLOSED CIRCUIT COOLER	MODEL #	ATC-DC-1012J-25-1EF	SCALE	NTS	DWG. #	WX12182412-MRB-SRL2	REV.		DATE	5/9/2024	SERIAL #	
------	-----------------------	---------	---------------------	-------	-----	--------	---------------------	------	--	------	----------	----------	--

NOTES:

1. (M)- FAN MOTOR LOCATION
2. HEAVIEST SECTION IS LOWER SECTION
3. MPT DENOTES MALE PIPE THREAD
FPT DENOTES FEMALE PIPE THREAD
BFW DENOTES BEVELED FOR WELDING
4. + UNIT WEIGHT DOES NOT INCLUDE ACCESSORIES (SEE SEPARATE DRAWINGS FOR ACCESSORIES)
5. 19mm DIA. MOUNTING HOLES. REFER TO RECOMMENDED STEEL SUPPORT DRAWING
6. THE SPRAY PUMP SHOULD BE SIZED FOR 65 L/S AND 25 kPa AT THE INLET CONNECTION
7. *- APPROXIMATE DIMENSIONS DO NOT USE FOR PRE-FABRICATION OF CONNECTING PIPING



PLAN VIEW



SHIPPING WEIGHT	11805	kg +	OPERATING WEIGHT	15165	kg	HEAVIEST SECTION WEIGHT	8120	kg	NO. OF SHIPPING SECTIONS	2
-----------------	-------	------	------------------	-------	----	-------------------------	------	----	--------------------------	---