

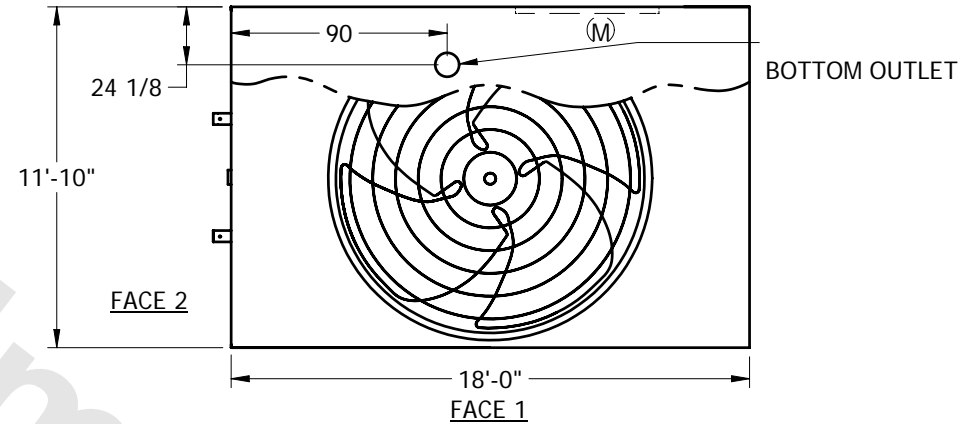
EVAPCO, INC.



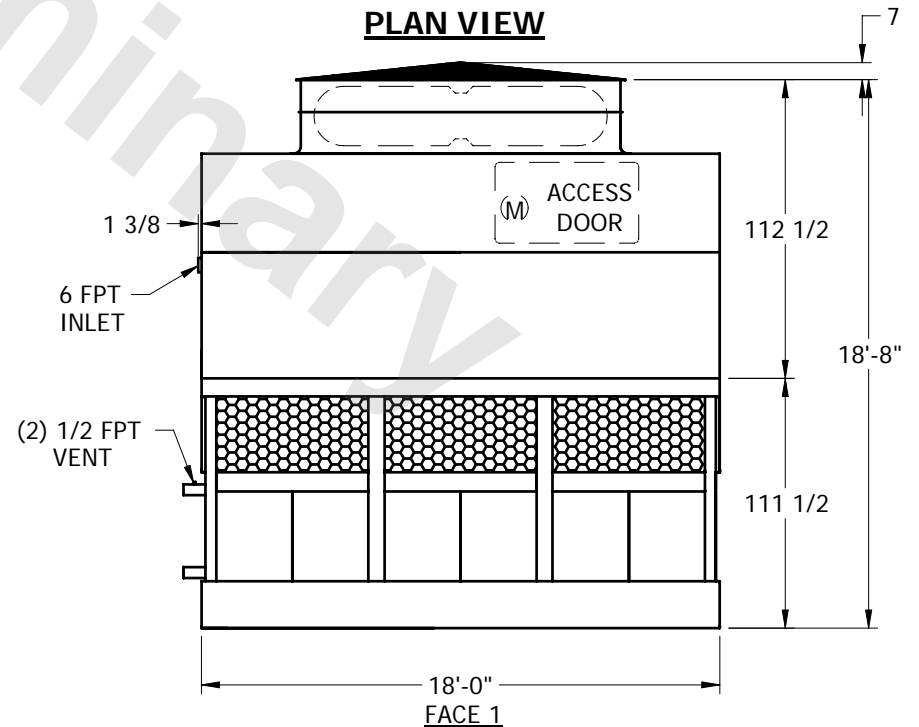
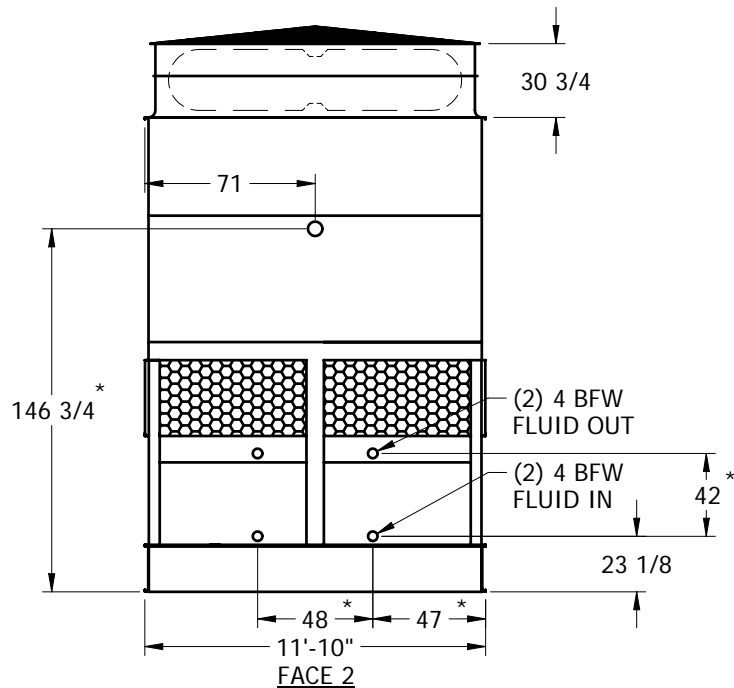
UNIT	CLOSED CIRCUIT COOLER	MODEL #	ATC-DC-1012I-35-1EF	SCALE	NTS	DWG. #	WX12182412-ERB-SRL2	REV.		DATE	5/9/2024	SERIAL #	
------	-----------------------	---------	---------------------	-------	-----	--------	---------------------	------	--	------	----------	----------	--

NOTES:

1. (M) FAN MOTOR LOCATION
2. HEAVIEST SECTION IS LOWER SECTION
3. MPT DENOTES MALE PIPE THREAD
FPT DENOTES FEMALE PIPE THREAD
BFW DENOTES BEVELED FOR WELDING
4. + UNIT WEIGHT DOES NOT INCLUDE ACCESSORIES (SEE SEPARATE DRAWINGS FOR ACCESSORIES)
5. 3/4" DIA. MOUNTING HOLES. REFER TO RECOMMENDED STEEL SUPPORT DRAWING
6. THE SPRAY PUMP SHOULD BE SIZED FOR 1030 GPM AND 3.5 PSIG AT THE INLET CONNECTION
7. *- APPROXIMATE DIMENSIONS DO NOT USE FOR PRE-FABRICATION OF CONNECTING PIPING.



PLAN VIEW



SHIPPING WEIGHT	26010	lbs. +	OPERATING WEIGHT	33420	lbs.	HEAVIEST SECTION WEIGHT	17900	lbs.	NO. OF SHIPPING SECTIONS	2
-----------------	-------	--------	------------------	-------	------	-------------------------	-------	------	--------------------------	---