

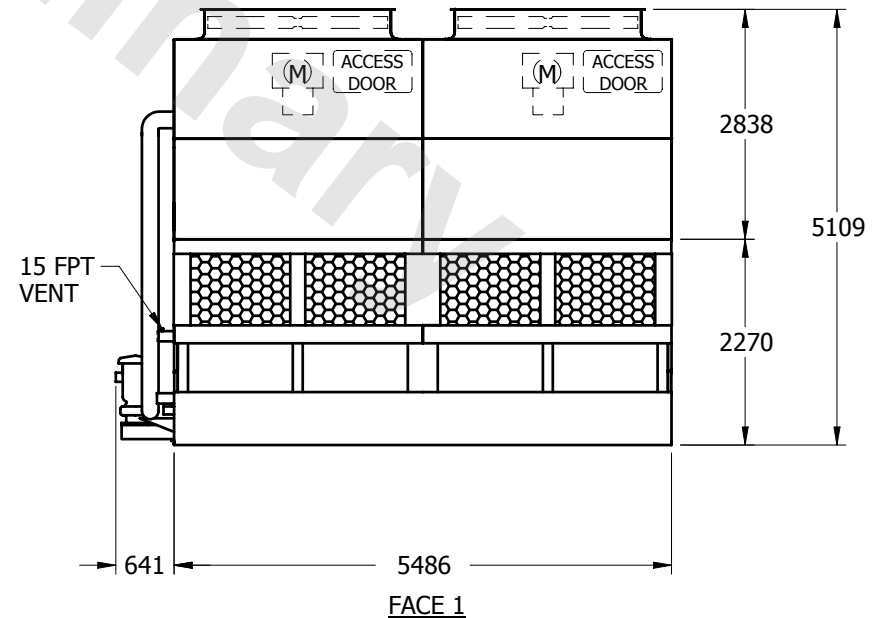
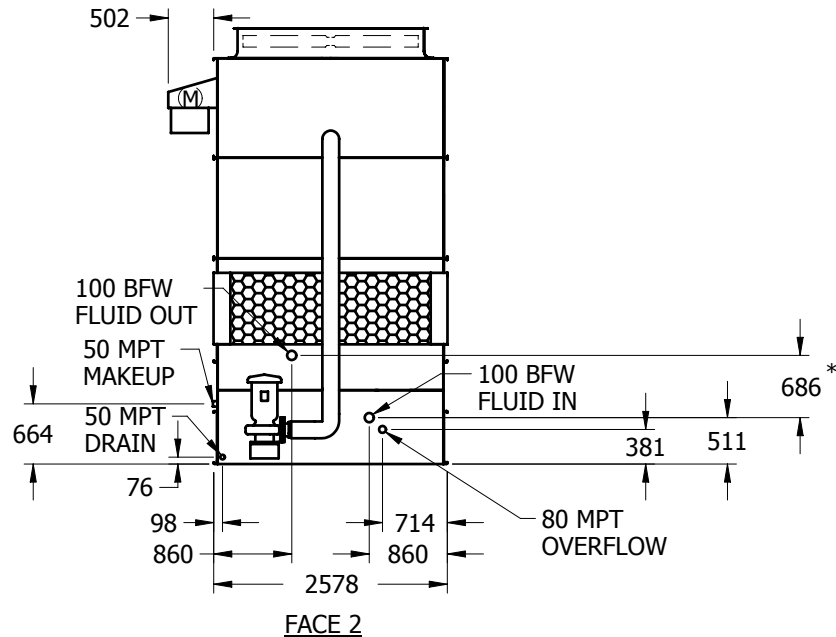
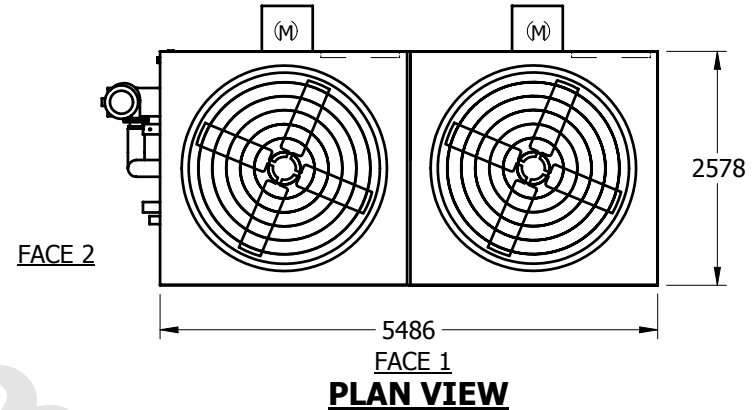
EVAPCO, INC.



| | | | | | | | | | | | | | |
|------|------------------------------|---------|-----------|-------|-----|--------|-------------------|------|--|------|-----------|----------|--|
| UNIT | CLOSED CIRCUIT COOLER | MODEL # | ATC-1006E | SCALE | NTS | DWG. # | WZ09184808-MRA-SF | REV. | | DATE | 5/18/2024 | SERIAL # | |
|------|------------------------------|---------|-----------|-------|-----|--------|-------------------|------|--|------|-----------|----------|--|

NOTES:

1. (M) - FAN MOTOR LOCATION
2. HEAVIEST SECTION IS LOWER SECTION
3. MPT DENOTES MALE PIPE THREAD
FPT DENOTES FEMALE PIPE THREAD
BFW DENOTES BEVELED FOR WELDING
4. UNIT WEIGHT DOES NOT INCLUDE ACCESSORIES (SEE SEPARATE DRAWINGS FOR ACCESSORIES)
5. 19mm DIA. MOUNTING HOLES. REFER TO RECOMMENDED STEEL SUPPORT DRAWING
6. MAKE-UP WATER PRESSURE-137 kPa MIN, 344 kPa MAX
7. * - APPROXIMATE DIMENSIONS DO NOT USE FOR PRE-FABRICATION OF CONNECTING PIPING
8. MAKE-UP IS LOCATED 121mm FROM CONNECTION END
9. SERIES FLOW CROSSOVER PIPING PROVIDED INTERNALLY



| | | | | | | | | | | | |
|-----------------|------|----|---|------------------|-------|----|-------------------------|------|----|--------------------------|---|
| SHIPPING WEIGHT | 8040 | kg | + | OPERATING WEIGHT | 11730 | kg | HEAVIEST SECTION WEIGHT | 5110 | kg | NO. OF SHIPPING SECTIONS | 2 |
|-----------------|------|----|---|------------------|-------|----|-------------------------|------|----|--------------------------|---|