

# EVAPCO, INC.

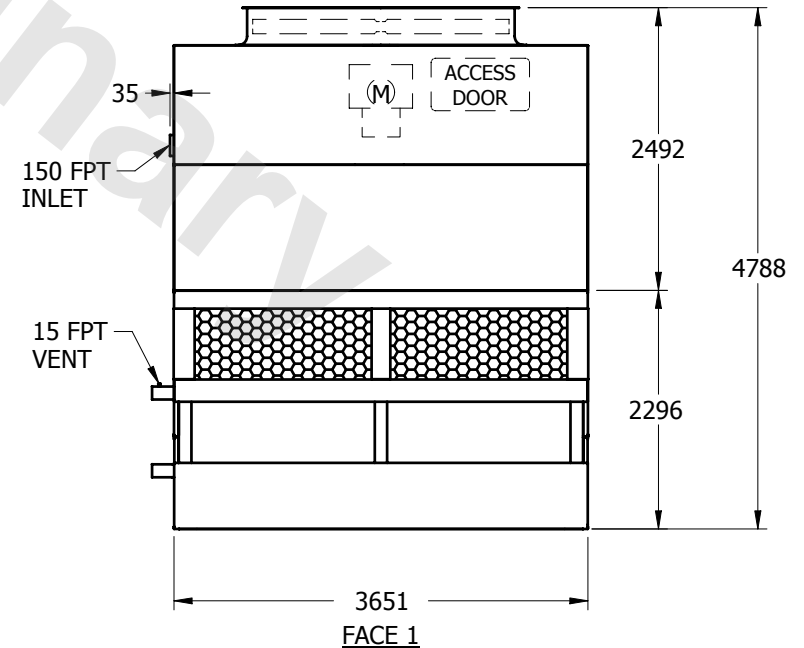
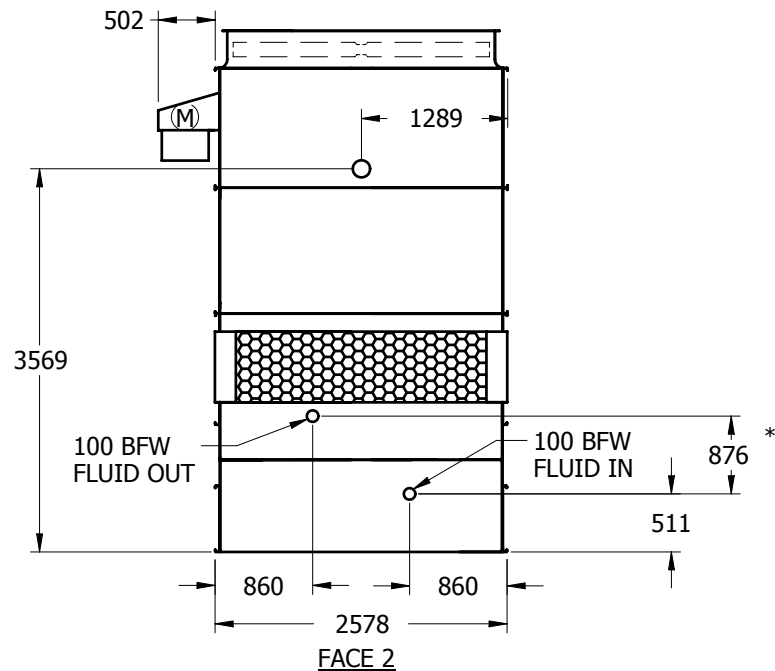
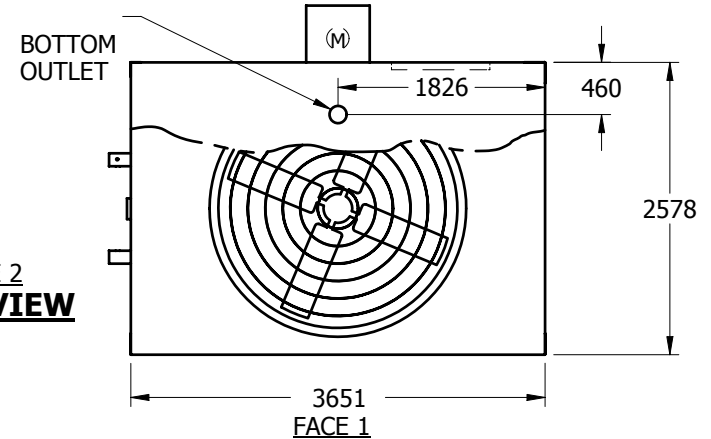


UNIT	<b>CLOSED CIRCUIT COOLER</b>	MODEL #	ATC-1047E	SCALE	NTS	DWG. #	WZ09123610-MRA-SR	REV.		DATE	5/18/2024	SERIAL #	
------	------------------------------	---------	-----------	-------	-----	--------	-------------------	------	--	------	-----------	----------	--

## NOTES:

1. (M) - FAN MOTOR LOCATION
2. HEAVIEST SECTION IS LOWER SECTION
3. MPT DENOTES MALE PIPE THREAD  
FPT DENOTES FEMALE PIPE THREAD  
BFW DENOTES BEVELED FOR WELDING
4. + UNIT WEIGHT DOES NOT INCLUDE ACCESSORIES (SEE SEPARATE DRAWINGS FOR ACCESSORIES)
5. 19mm DIA. MOUNTING HOLES. REFER TO RECOMMENDED STEEL SUPPORT DRAWING
6. THE SPRAY PUMP SHOULD BE SIZED FOR 50 L/S AND 28 kPa AT THE INLET CONNECTION
7. \* - APPROXIMATE DIMENSIONS DO NOT USE FOR PRE-FABRICATION OF CONNECTING PIPING
8. SERIES FLOW CROSSOVER PIPING PROVIDED INTERNALLY

**FACE 2  
PLAN VIEW**



SHIPPING WEIGHT	5590	kg +	OPERATING WEIGHT	7370	kg	HEAVIEST SECTION WEIGHT	3950	kg	NO. OF SHIPPING SECTIONS	
-----------------	------	------	------------------	------	----	-------------------------	------	----	--------------------------	--