

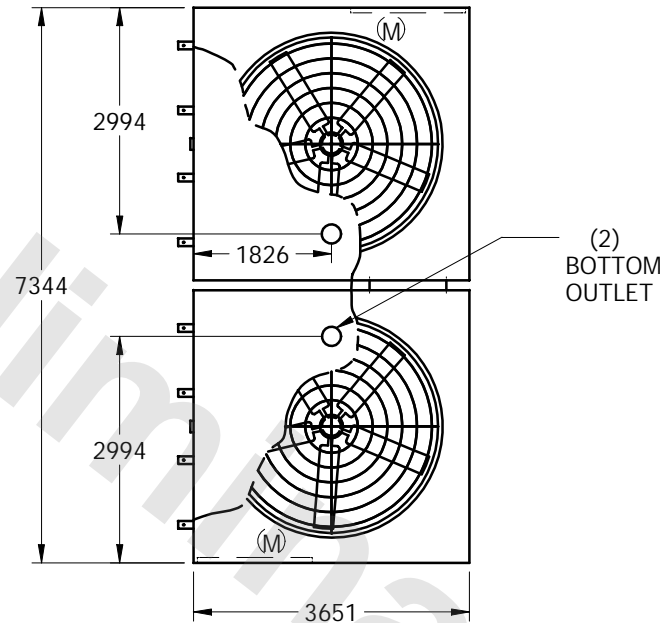
EVAPCO, INC.



UNIT	CLOSED CIRCUIT COOLER	MODEL #	LSTE-10112	SCALE	NTS	DWG. #	W2241210-MRC-HR	REV.		DATE	5/5/2024	SERIAL #	
------	-----------------------	---------	------------	-------	-----	--------	-----------------	------	--	------	----------	----------	--

NOTES:

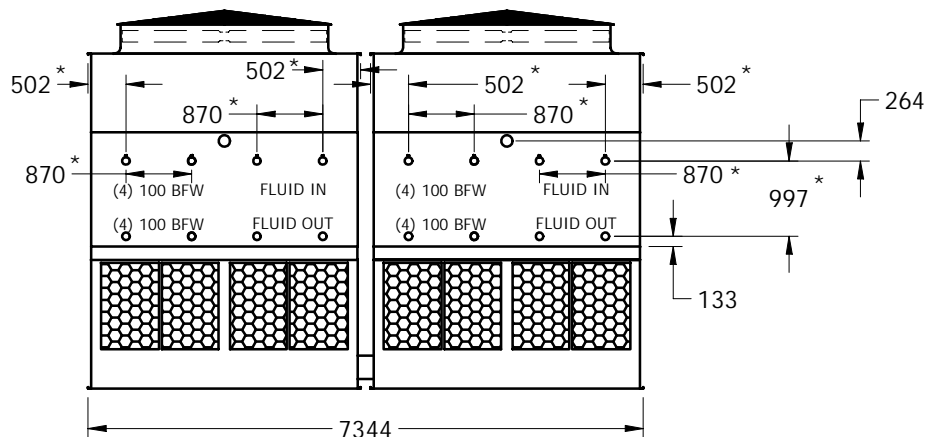
1. (M)- FAN MOTOR LOCATION
2. HEAVIEST SECTION IS UPPER SECTION
3. MPT DENOTES MALE PIPE THREAD
FPT DENOTES FEMALE PIPE THREAD
BFW DENOTES BEVELED FOR WELDING
4. + UNIT WEIGHT DOES NOT INCLUDE ACCESSORIES (SEE SEPARATE DRAWINGS FOR ACCESSORIES)
5. 19mm DIA. MOUNTING HOLES. REFER TO RECOMMENDED STEEL SUPPORT DRAWING
6. THE SPRAY PUMP SHOULD BE SIZED FOR 101 L/S AND 17 kPa AT THE INLET CONNECTION
7. *- APPROXIMATE DIMENSIONS DO NOT USE FOR PRE-FABRICATION OF CONNECTING PIPING



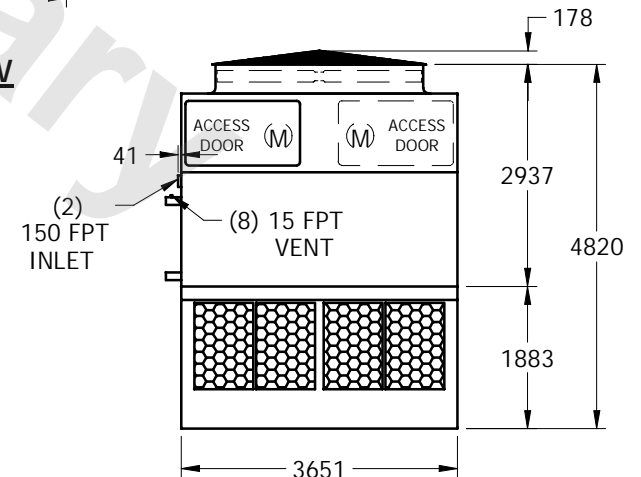
FACE 1

FACE 2

PLAN VIEW



FACE 1



FACE 2

SHIPPING WEIGHT	17835	kg +	OPERATING WEIGHT	23970	kg	HEAVIEST SECTION WEIGHT	7765	kg	NO. OF SHIPPING SECTIONS	4
-----------------	-------	------	------------------	-------	----	-------------------------	------	----	--------------------------	---