

# EVAPCO, INC.

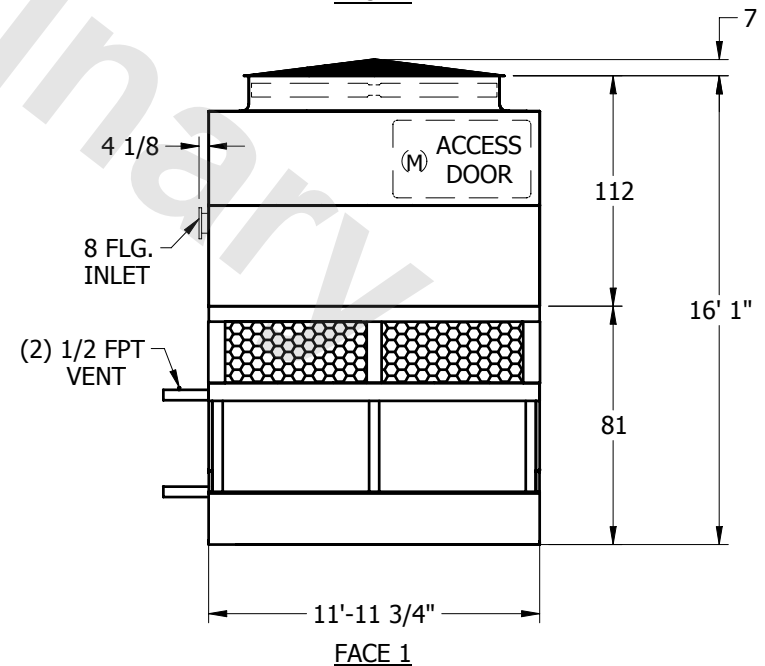
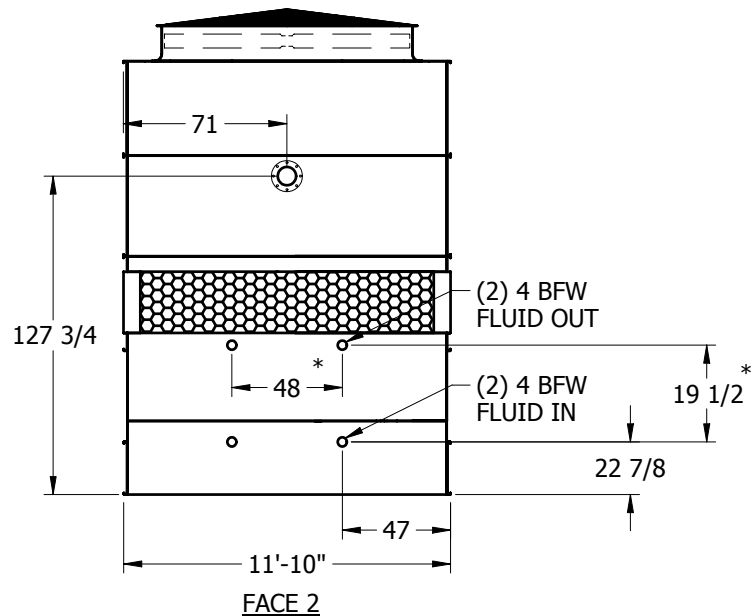
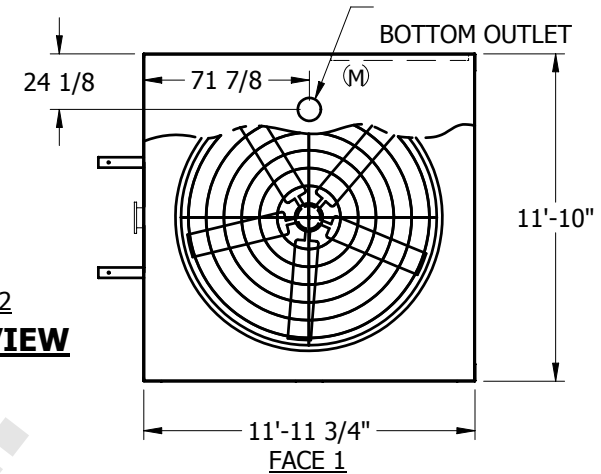


UNIT	<b>CLOSED CIRCUIT COOLER</b>	MODEL #	eco-ATC-1002A	SCALE	NTS	DWG. #	WZ12123606-ERA-RS	REV.		DATE	5/13/2024	SERIAL #	
------	------------------------------	---------	---------------	-------	-----	--------	-------------------	------	--	------	-----------	----------	--

## NOTES:

1. (M) - FAN MOTOR LOCATION
2. HEAVIEST SECTION IS LOWER SECTION
3. MPT DENOTES MALE PIPE THREAD  
FPT DENOTES FEMALE PIPE THREAD  
BFW DENOTES BEVELED FOR WELDING
4. † UNIT WEIGHT DOES NOT INCLUDE ACCESSORIES (SEE SEPARATE DRAWINGS FOR ACCESSORIES)
5. 3/4" DIA. MOUNTING HOLES. REFER TO RECOMMENDED STEEL SUPPORT DRAWING
6. THE SPRAY PUMP SHOULD BE SIZED FOR 1030 GPM AND 4.5 PSIG AT THE INLET CONNECTION
7. \* - APPROXIMATE DIMENSIONS DO NOT USE FOR PRE-FABRICATION OF CONNECTING PIPING

**FACE 2  
PLAN VIEW**



SHIPPING WEIGHT	15000	lbs.†	OPERATING WEIGHT	18520	lbs.	HEAVIEST SECTION WEIGHT	9295	lbs.	NO. OF SHIPPING SECTIONS	2
-----------------	-------	-------	------------------	-------	------	-------------------------	------	------	--------------------------	---