

# EVAPCO, INC.

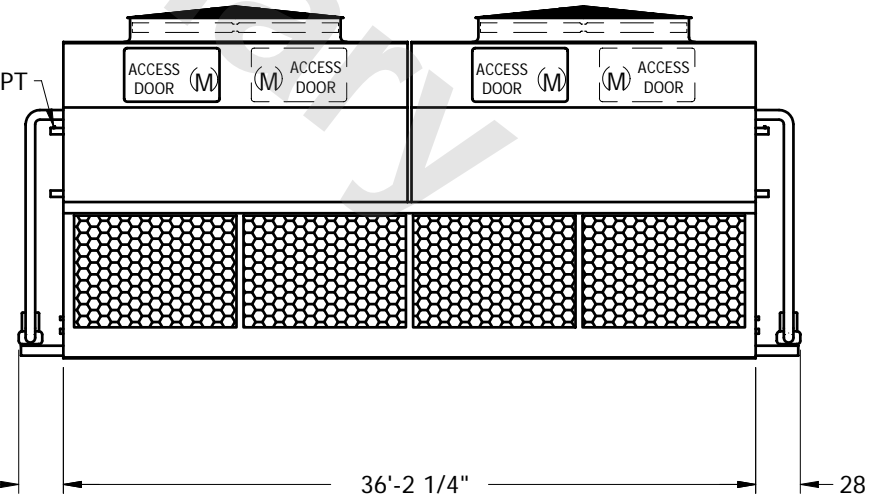
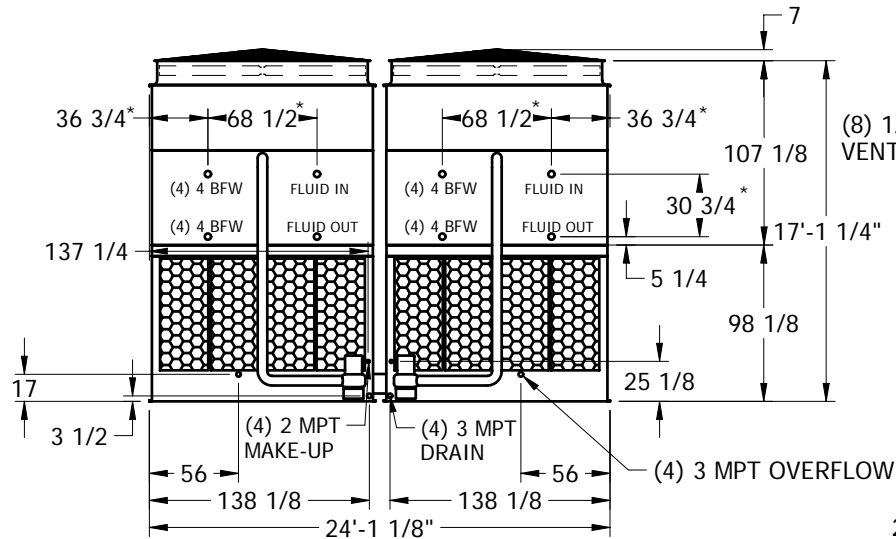
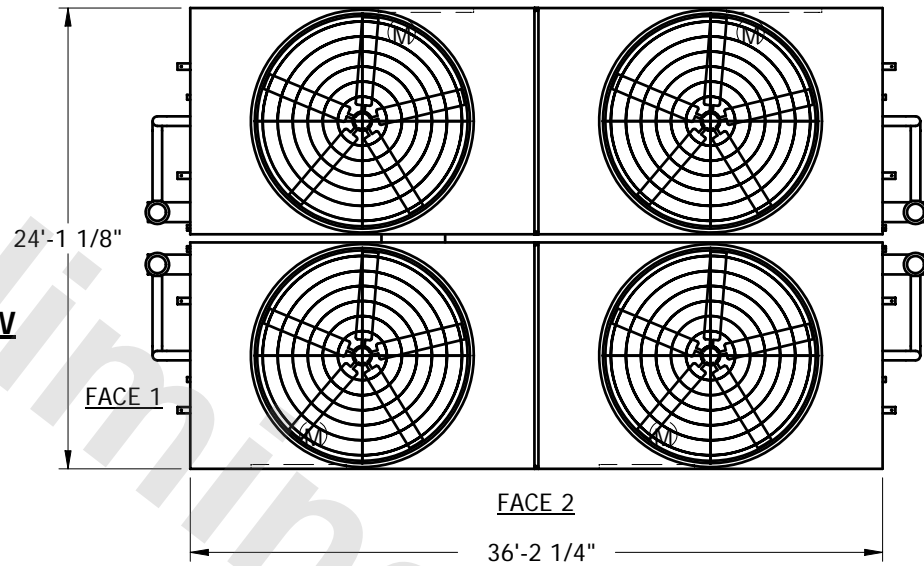


|      |                       |         |                  |       |     |        |                 |      |      |          |
|------|-----------------------|---------|------------------|-------|-----|--------|-----------------|------|------|----------|
| UNIT | CLOSED CIRCUIT COOLER | MODEL # | eco-LRWB 3-2D6-Z | SCALE | NTS | DWG. # | W2243608-ERC-ST | REV. | DATE | SERIAL # |
|------|-----------------------|---------|------------------|-------|-----|--------|-----------------|------|------|----------|

## NOTES:

1. (M)- FAN MOTOR LOCATION
2. HEAVIEST SECTION IS UPPER SECTION
3. MPT DENOTES MALE PIPE THREAD  
FPT DENOTES FEMALE PIPE THREAD  
BFW DENOTES BEVELED FOR WELDING
4. + UNIT WEIGHT DOES NOT INCLUDE ACCESSORIES (SEE SEPARATE DRAWINGS FOR ACCESSORIES)
5. 3/4" DIA. MOUNTING HOLES. REFER TO RECOMMENDED STEEL SUPPORT DRAWING
6. MAKE-UP WATER PRESSURE-20 psi MIN, 50 psi MAX
7. \* - APPROXIMATE DIMENSIONS DO NOT USE FOR PRE-FABRICATION OF CONNECTING PIPING.

**PLAN VIEW**



|                 |        |        |                  |        |      |                         |       |      |                          |   |
|-----------------|--------|--------|------------------|--------|------|-------------------------|-------|------|--------------------------|---|
| SHIPPING WEIGHT | 100120 | lbs. + | OPERATING WEIGHT | 159000 | lbs. | HEAVIEST SECTION WEIGHT | 21010 | lbs. | NO. OF SHIPPING SECTIONS | 6 |
|-----------------|--------|--------|------------------|--------|------|-------------------------|-------|------|--------------------------|---|