

CONFIDENTIAL

This document is the property of Evapco, Inc. It should not be copied or disclosed without prior written authorization.

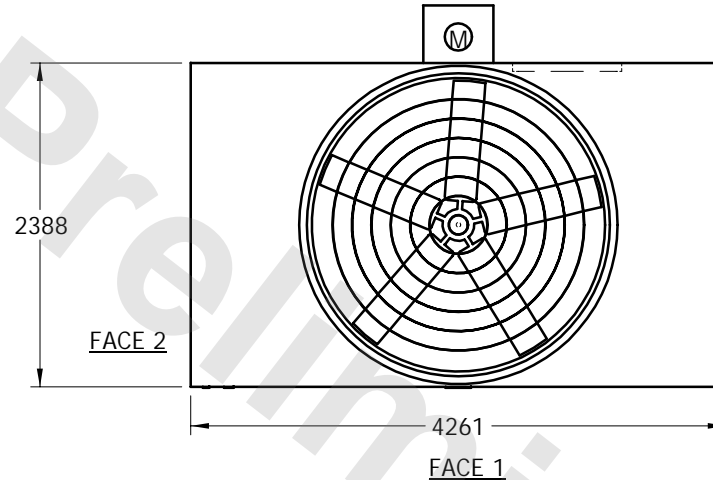
EVAPCO, INC.



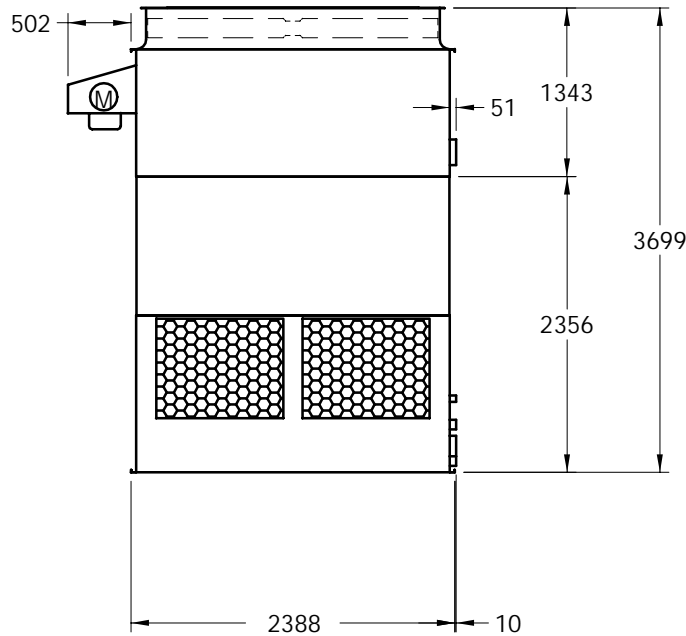
| | | | | | | | | | | | | | |
|------|---------------|---------|-----------------------|-------|-----|--------|-----------------|------|--|------|-----------|----------|--|
| UNIT | COOLING TOWER | MODEL # | eco-ATWB-H 8-4M14-C22 | SCALE | NTS | DWG. # | T22M1436-MRA-ST | REV. | | DATE | 5/19/2024 | SERIAL # | |
|------|---------------|---------|-----------------------|-------|-----|--------|-----------------|------|--|------|-----------|----------|--|

NOTES:

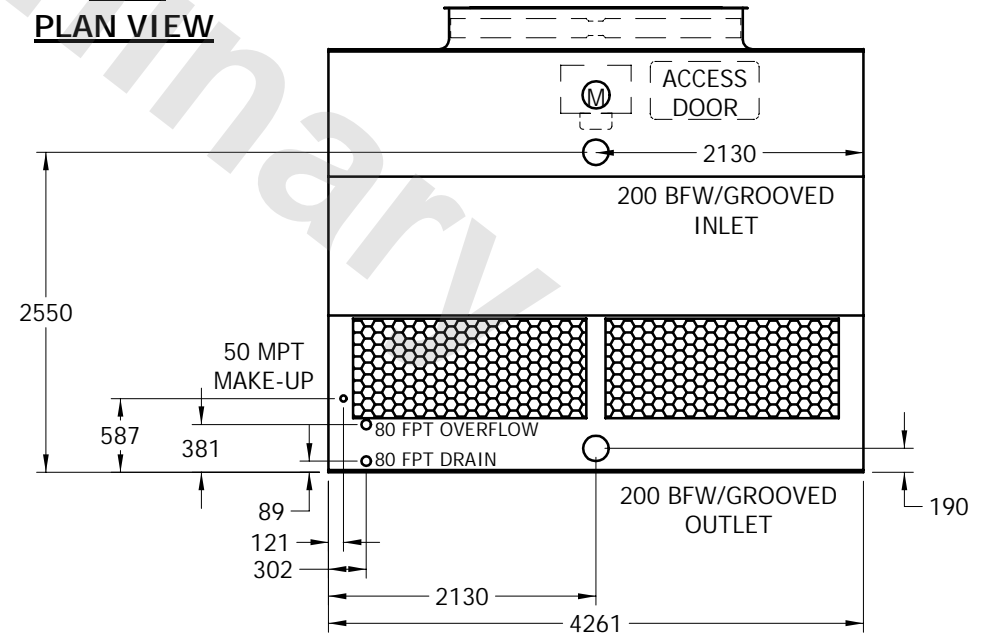
1. (M) - FAN MOTOR LOCATION
2. HEAVIEST SECTION IS LOWER SECTION
3. MPT DENOTES MALE PIPE THREAD
FPT DENOTES FEMALE PIPE THREAD
BFW DENOTES BEVELED FOR WELDING
4. + UNIT WEIGHT DOES NOT INCLUDE ACCESSORIES (SEE SEPARATE DRAWINGS FOR ACCESSORIES)
5. 19mm DIA. MOUNTING HOLES. REFER TO RECOMMENDED STEEL SUPPORT DRAWING
6. MAKE-UP WATER PRESSURE-137 kPa MIN, 344 kPa MAX



PLAN VIEW



FACE 2



FACE 1

| | | | | | | | | | | | |
|-----------------|------|----|---|------------------|------|----|-------------------------|------|----|--------------------------|---|
| SHIPPING WEIGHT | 2475 | kg | + | OPERATING WEIGHT | 4415 | kg | HEAVIEST SECTION WEIGHT | 1335 | kg | NO. OF SHIPPING SECTIONS | 2 |
|-----------------|------|----|---|------------------|------|----|-------------------------|------|----|--------------------------|---|