

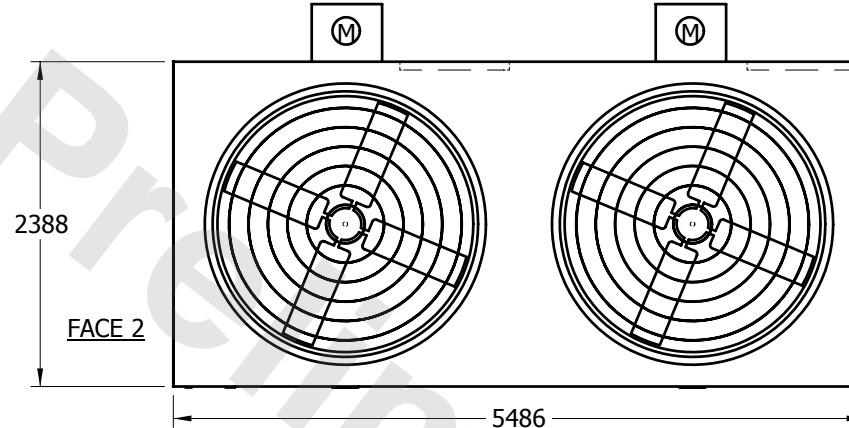
EVAPCO, INC.



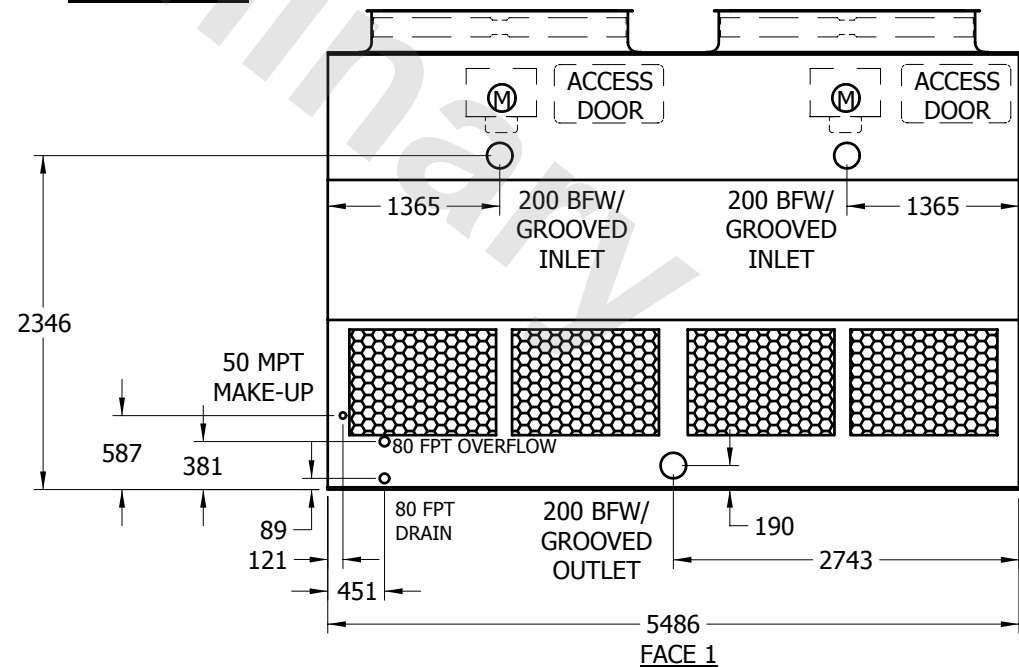
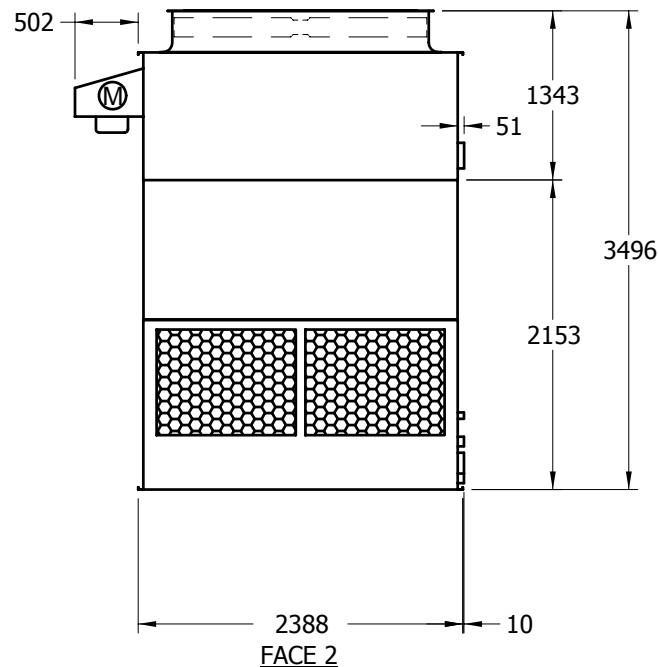
UNIT	COOLING TOWER	MODEL #	eco-ATWB-H 8-4M28-C22	SCALE	NTS	DWG. #	T22M1824-MRB-ST	REV.		DATE	5/19/2024	SERIAL #	
------	---------------	---------	-----------------------	-------	-----	--------	-----------------	------	--	------	-----------	----------	--

NOTES:

1. (M) - FAN MOTOR LOCATION
2. HEAVIEST SECTION IS LOWER SECTION
3. MPT DENOTES MALE PIPE THREAD
FPT DENOTES FEMALE PIPE THREAD
BFW DENOTES BEVELED FOR WELDING
4. + UNIT WEIGHT DOES NOT INCLUDE ACCESSORIES (SEE SEPARATE DRAWINGS FOR ACCESSORIES)
5. 19mm DIA. MOUNTING HOLES. REFER TO RECOMMENDED STEEL SUPPORT DRAWING
6. MAKE-UP WATER PRESSURE-137 kPa MIN, 344 kPa MAX



FACE 1
PLAN VIEW



SHIPPING WEIGHT	3130	kg +	OPERATING WEIGHT	5650	kg	HEAVIEST SECTION WEIGHT	1610	kg	NO. OF SHIPPING SECTIONS	2
-----------------	------	------	------------------	------	----	-------------------------	------	----	--------------------------	---