

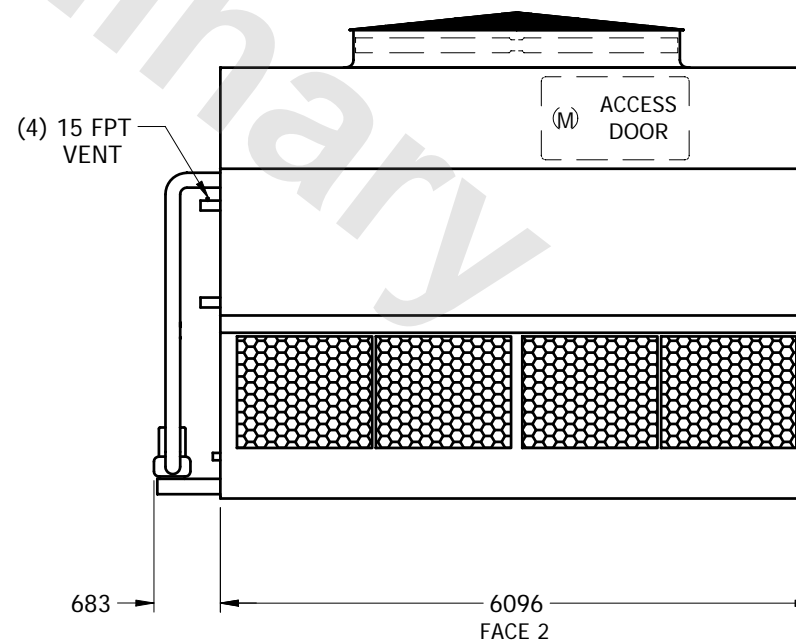
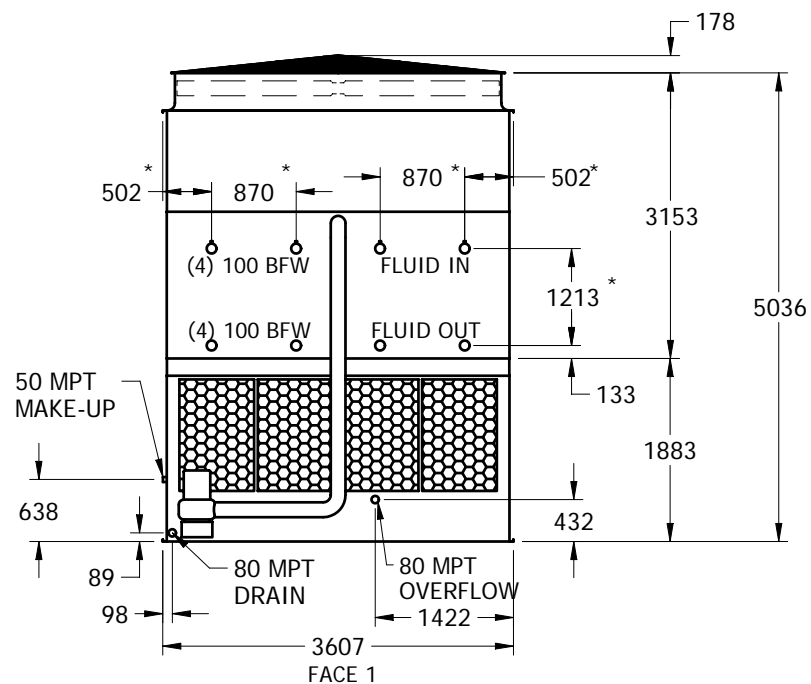
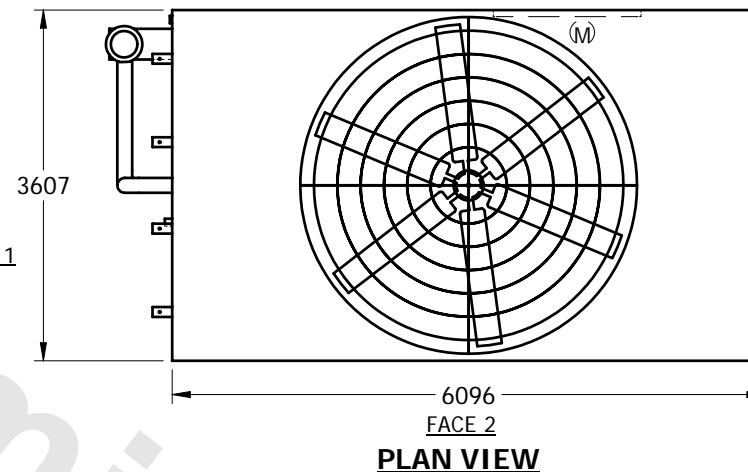
# EVAPCO, INC.



UNIT	MODEL #	SCALE	DWG. #	REV.	DATE	SERIAL #
CLOSED CIRCUIT COOLER	LRC 108	NTS	W2122012-MRC-HF		5/14/2024	

## NOTES:

- (M) - FAN MOTOR LOCATION
- HEAVIEST SECTION IS UPPER SECTION
- MPT DENOTES MALE PIPE THREAD  
FPT DENOTES FEMALE PIPE THREAD  
BFW DENOTES BEVELED FOR WELDING
- + UNIT WEIGHT DOES NOT INCLUDE ACCESSORIES (SEE SEPARATE DRAWINGS FOR ACCESSORIES)
- 19mm DIA. MOUNTING HOLES. REFER TO RECOMMENDED STEEL SUPPORT DRAWING
- MAKE-UP WATER PRESSURE-137 kPa MIN, 344 kPa MAX
- \* - APPROXIMATE DIMENSIONS DO NOT USE FOR PRE-FABRICATION OF CONNECTING PIPING.
- MAKE-UP IS LOCATED 121mm FROM CONNECTION END.



SHIPPING WEIGHT	16450	kg +	OPERATING WEIGHT	25260	kg	HEAVIEST SECTION WEIGHT	14500	kg	NO. OF SHIPPING SECTIONS	2
-----------------	-------	------	------------------	-------	----	-------------------------	-------	----	--------------------------	---