

EVAPCO, INC.

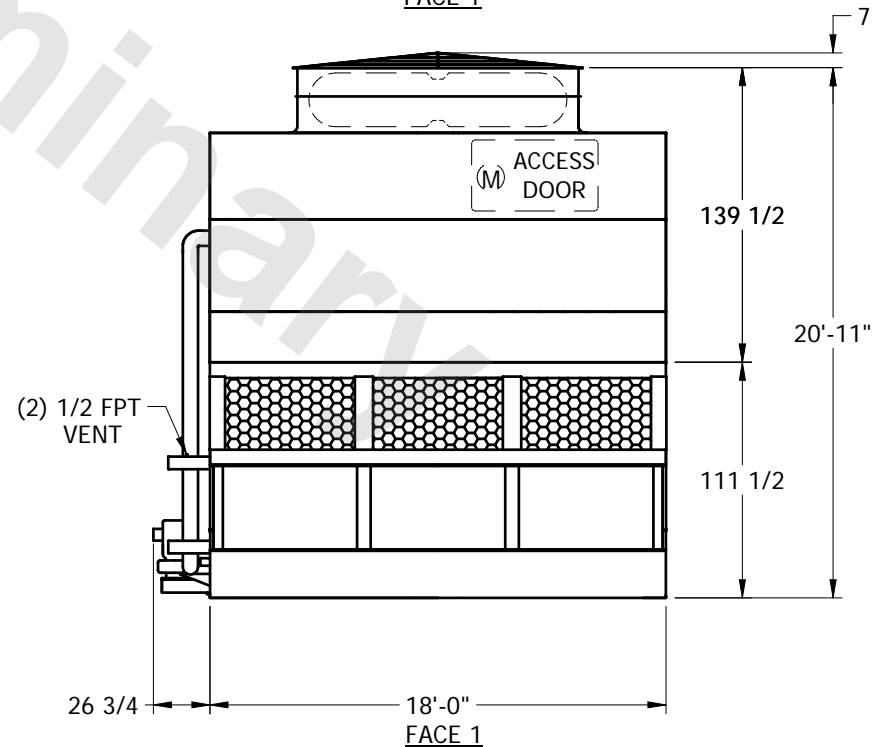
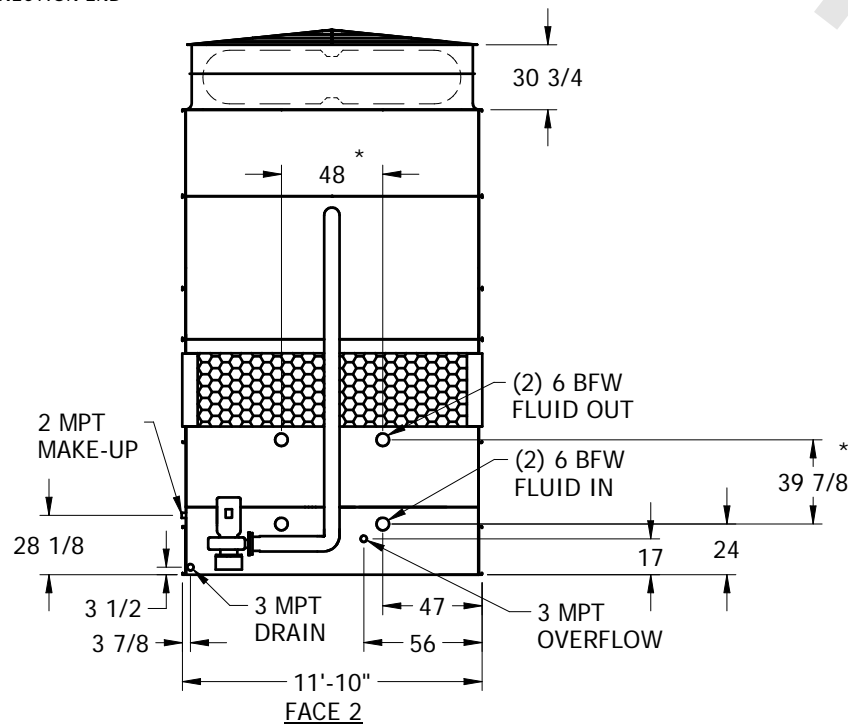
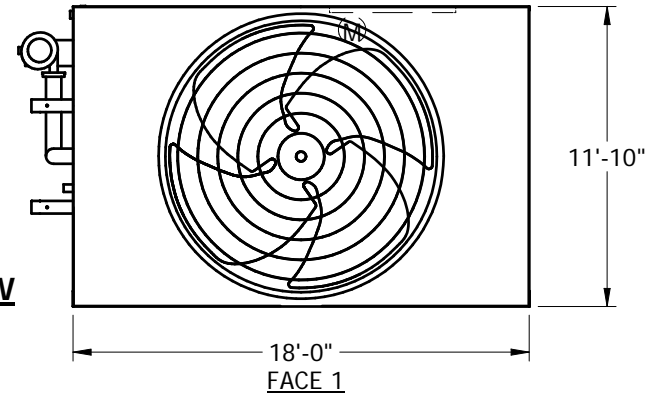


UNIT	CLOSED CIRCUIT COOLER	MODEL #	ATWB 1500A2-2	SCALE	NTS	DWG. #	WZ12184812-ERB-SLHF2	REV.	-	DATE	5/18/2024	SERIAL #	
------	-----------------------	---------	---------------	-------	-----	--------	----------------------	------	---	------	-----------	----------	--

NOTES:

1. (M) - FAN MOTOR LOCATION
2. HEAVIEST SECTION IS LOWER SECTION
3. MPT DENOTES MALE PIPE THREAD
FPT DENOTES FEMALE PIPE THREAD
BFW DENOTES BEVELED FOR WELDING
4. + UNIT WEIGHT DOES NOT INCLUDE ACCESSORIES (SEE SEPARATE DRAWINGS FOR ACCESSORIES)
5. 3/4" DIA. MOUNTING HOLES. REFER TO RECOMMENDED STEEL SUPPORT DRAWING
6. MAKE-UP WATER PRESSURE-20 psi MIN, 50 psi MAX
7. *- APPROXIMATE DIMENSIONS DO NOT USE FOR PRE-FABRICATION OF CONNECTING PIPING.
8. MAKE-UP IS LOCATED 4 3/4" FROM CONNECTION END

FACE 2
PLAN VIEW



SHIPPING WEIGHT	30385	lbs. +	OPERATING WEIGHT	44985	lbs.	HEAVIEST SECTION WEIGHT	20440	lbs.	NO. OF SHIPPING SECTIONS	2
-----------------	-------	--------	------------------	-------	------	-------------------------	-------	------	--------------------------	---