

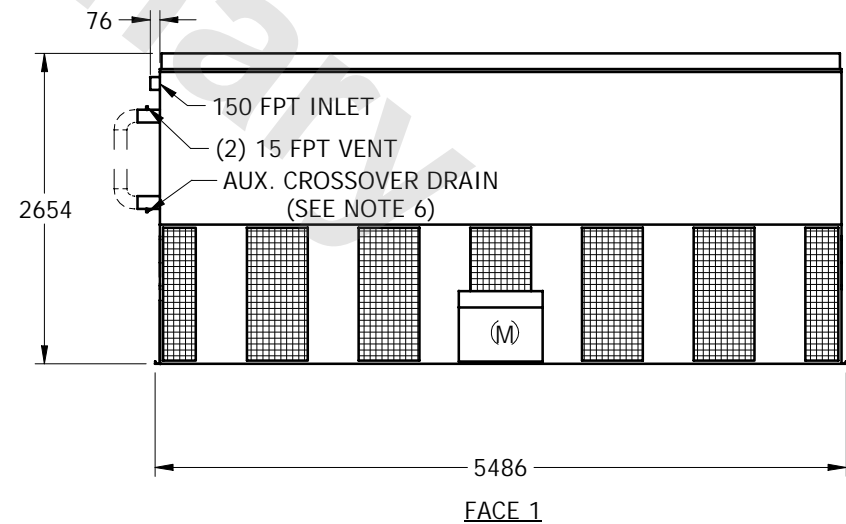
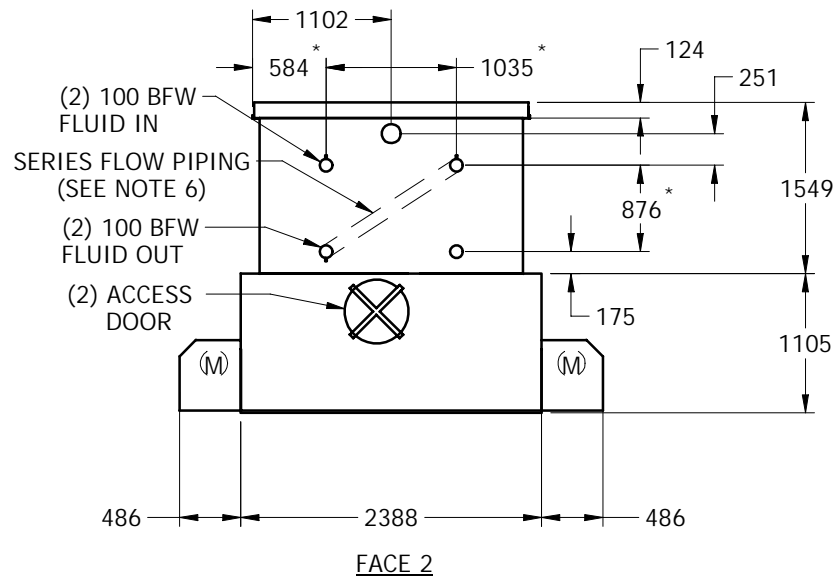
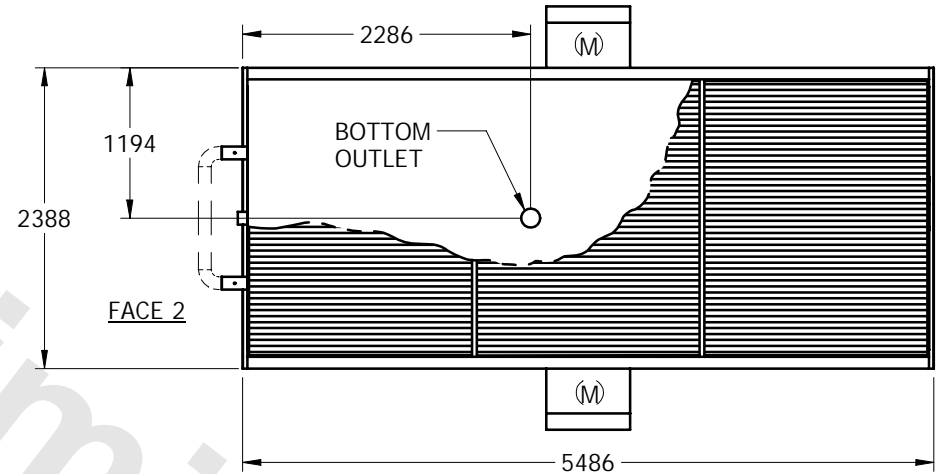
# EVAPCO, INC.



|      |                       |         |         |       |     |        |                 |      |   |      |          |          |  |
|------|-----------------------|---------|---------|-------|-----|--------|-----------------|------|---|------|----------|----------|--|
| UNIT | CLOSED CIRCUIT COOLER | MODEL # | LPT-316 | SCALE | NTS | DWG. # | WL081810-MRC-SR | REV. | - | DATE | 5/5/2024 | SERIAL # |  |
|------|-----------------------|---------|---------|-------|-----|--------|-----------------|------|---|------|----------|----------|--|

## NOTES:

1. (M)- FAN MOTOR LOCATION
2. MPT DENOTES MALE PIPE THREAD  
FPT DENOTES FEMALE PIPE THREAD  
BFW DENOTES BEVELED FOR WELDING
3. + UNIT WEIGHT DOES NOT INCLUDE  
ACCESSORIES (SEE SEPARATE DRAWINGS  
FOR ACCESSORIES)
4. 19mm DIA. MOUNTING HOLES. REFER TO  
RECOMMENDED STEEL SUPPORT  
DRAWING
5. \* - APPROXIMATE DIMENSIONS DO NOT  
USE FOR PRE-FABRICATION OF  
CONNECTING PIPING.
6. SERIES FLOW PIPING AND AUX. CROSSOVER  
DRAIN ARE BY OTHERS



|                 |      |      |                  |       |    |                         |      |    |                          |   |
|-----------------|------|------|------------------|-------|----|-------------------------|------|----|--------------------------|---|
| SHIPPING WEIGHT | 8540 | kg + | OPERATING WEIGHT | 11600 | kg | HEAVIEST SECTION WEIGHT | 8540 | kg | NO. OF SHIPPING SECTIONS | 1 |
|-----------------|------|------|------------------|-------|----|-------------------------|------|----|--------------------------|---|