

CONFIDENTIAL

This document is the property of Evapco, Inc. It should not be copied or disclosed without prior written authorization.

EVAPCO, INC.



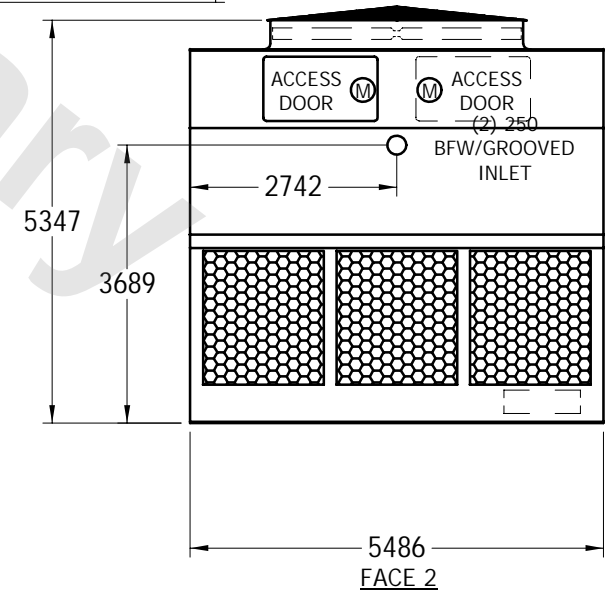
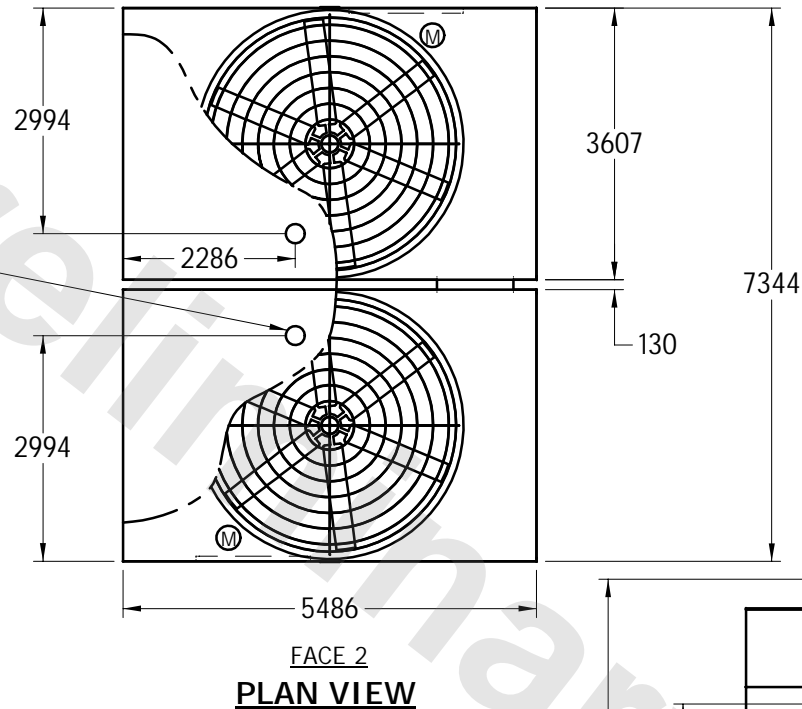
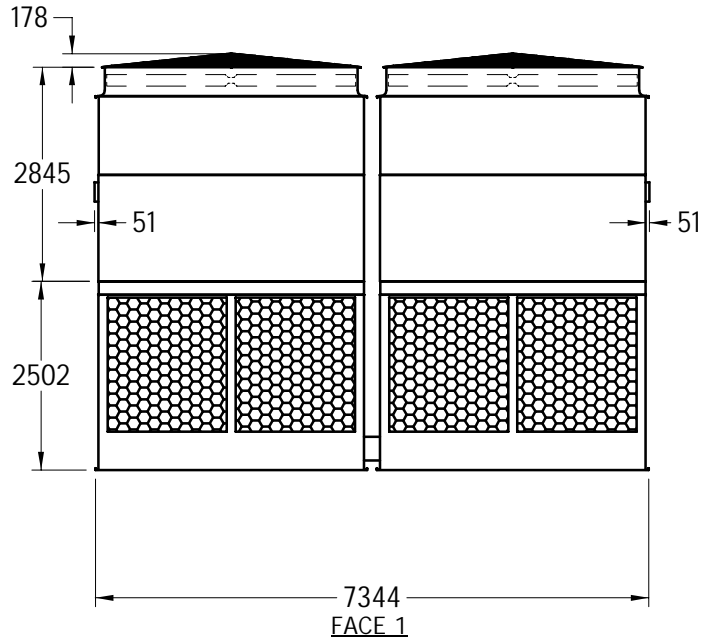
| | | | | | | | | | | | | | |
|------|---------------|---------|----------|-------|-----|--------|-----------------|------|--|------|-----------|----------|--|
| UNIT | COOLING TOWER | MODEL # | CATC-225 | SCALE | NTS | DWG. # | T2241836-MRB-RS | REV. | | DATE | 5/17/2024 | SERIAL # | |
|------|---------------|---------|----------|-------|-----|--------|-----------------|------|--|------|-----------|----------|--|

NOTES:

1. (M) - FAN MOTOR LOCATION
2. HEAVIEST SECTION IS UPPER SECTION
3. MPT DENOTES MALE PIPE THREAD
FPT DENOTES FEMALE PIPE THREAD
BFW DENOTES BEVELED FOR WELDING
4. + UNIT WEIGHT DOES NOT INCLUDE ACCESSORIES (SEE SEPARATE DRAWINGS FOR ACCESSORIES)
5. 19mm DIA. MOUNTING HOLES. REFER TO RECOMMENDED STEEL SUPPORT DRAWING

(2) BFW
BOTTOM OUTLET

FACE 1



| | | | | | | | | | | | |
|-----------------|-------|----|---|------------------|-------|----|-------------------------|------|----|--------------------------|---|
| SHIPPING WEIGHT | 10650 | kg | + | OPERATING WEIGHT | 14080 | kg | HEAVIEST SECTION WEIGHT | 3640 | kg | NO. OF SHIPPING SECTIONS | 4 |
|-----------------|-------|----|---|------------------|-------|----|-------------------------|------|----|--------------------------|---|