

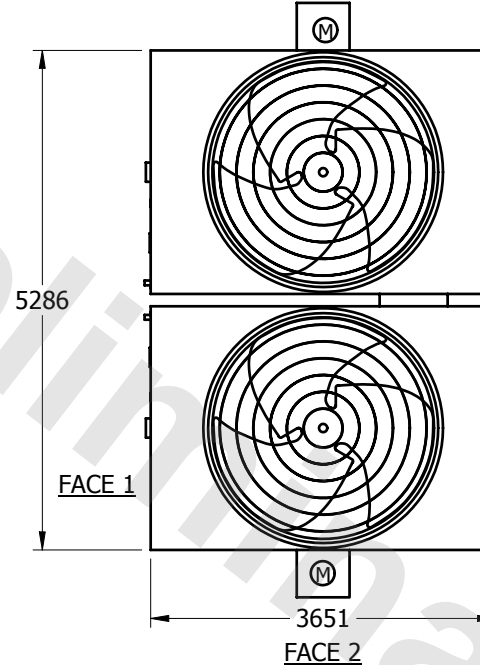
EVAPCO, INC.



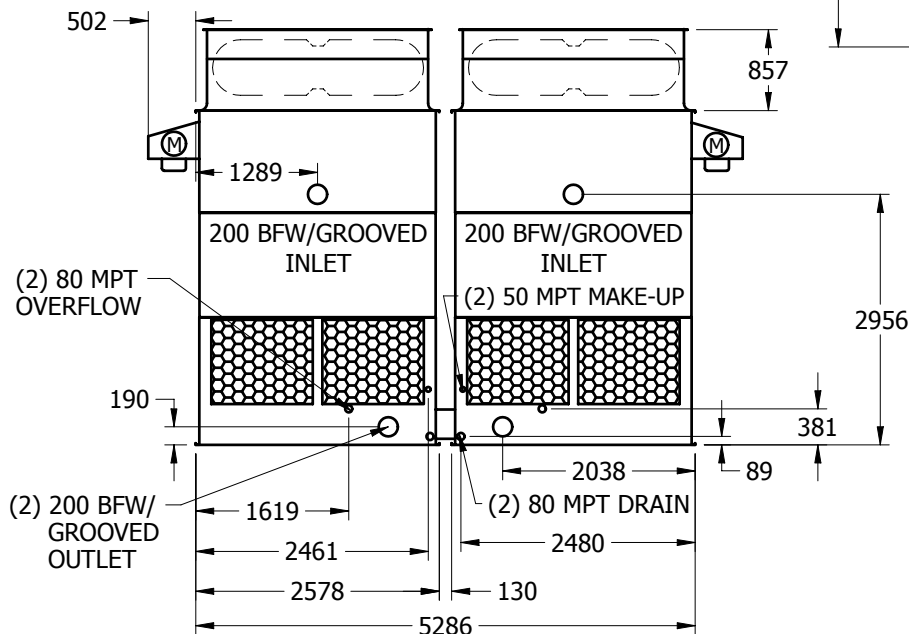
UNIT	COOLING TOWER	MODEL #	eco-LRWB 3-2E6	SCALE	NTS	DWG. #	RP171248-MRA-LF	REV.		DATE	5/20/2024	SERIAL #	
------	---------------	---------	----------------	-------	-----	--------	-----------------	------	--	------	-----------	----------	--

NOTES:

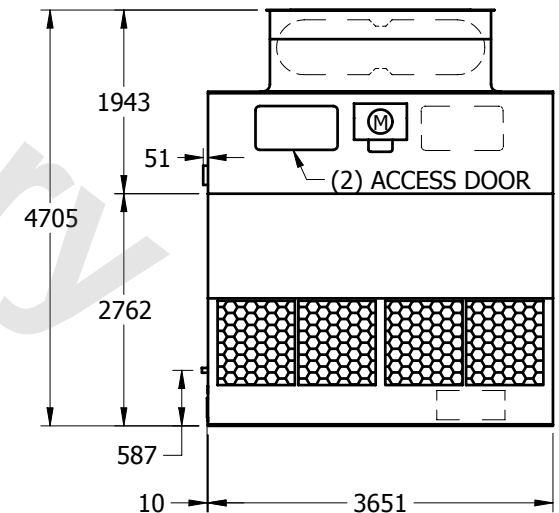
1. (M) - FAN MOTOR LOCATION
2. HEAVIEST SECTION IS LOWER SECTION
3. MPT DENOTES MALE PIPE THREAD
FPT DENOTES FEMALE PIPE THREAD
BFW DENOTES BEVELED FOR WELDING
4. + UNIT WEIGHT DOES NOT INCLUDE ACCESSORIES (SEE SEPARATE DRAWINGS FOR ACCESSORIES)
5. 19mm DIA. MOUNTING HOLES. REFER TO RECOMMENDED STEEL SUPPORT DRAWING
6. MAKE-UP WATER PRESSURE-137 kPa MIN, 344 kPa MAX
7. PAN EQUALIZER SUPPLIED BY EVAPCO AND SHIPPED LOOSE FOR FIELD INSTALLATION BY OTHERS



PLAN VIEW



FACE 1



FACE 2

SHIPPING WEIGHT	5405	kg +	OPERATING WEIGHT	8905	kg	HEAVIEST SECTION WEIGHT	1460	kg	NO. OF SHIPPING SECTIONS	4
-----------------	------	------	------------------	------	----	-------------------------	------	----	--------------------------	---