

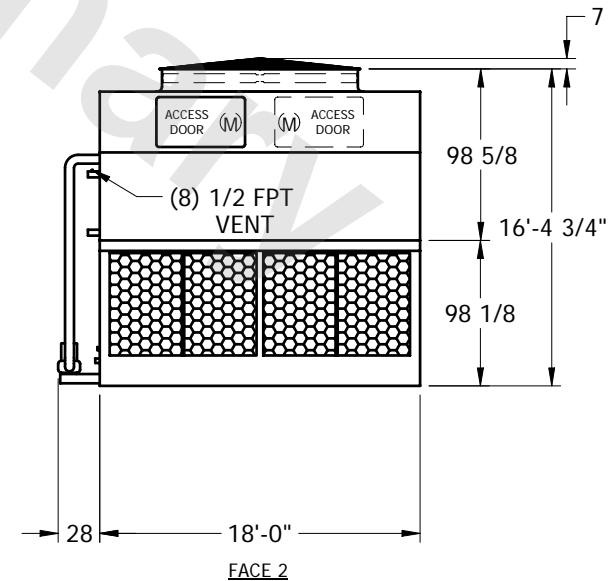
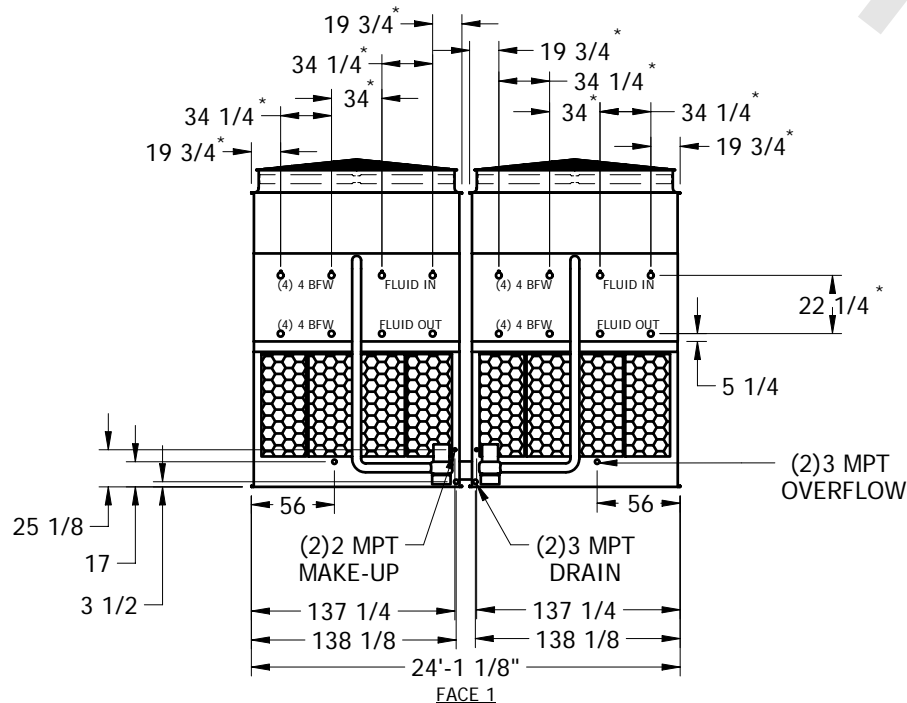
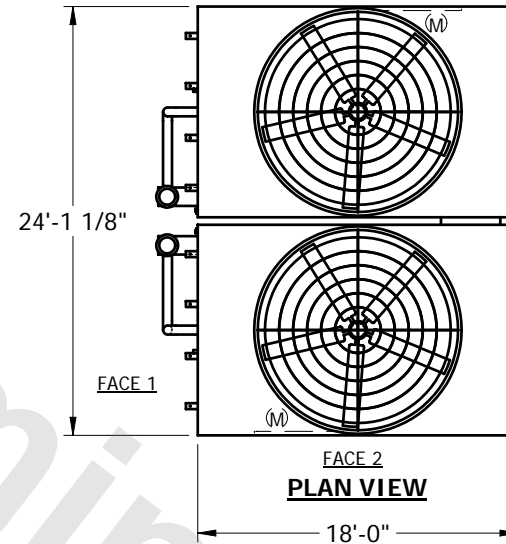
# EVAPCO, INC.



UNIT	MODEL #	SCALE	DWG. #	REV.	DATE	SERIAL #
CLOSED CIRCUIT COOLER	eco-LSWE 10-3K18	NTS	W2241806-ERB-HF		4/29/2024	

## NOTES:

- (M)- FAN MOTOR LOCATION
- HEAVIEST SECTION IS UPPER SECTION
- MPT DENOTES MALE PIPE THREAD  
FPT DENOTES FEMALE PIPE THREAD  
BFW DENOTES BEVELED FOR WELDING
- + UNIT WEIGHT DOES NOT INCLUDE ACCESSORIES (SEE SEPARATE DRAWINGS FOR ACCESSORIES)
- 3/4" DIA. MOUNTING HOLES. REFER TO RECOMMENDED STEEL SUPPORT DRAWING
- MAKE-UP WATER PRESSURE-20 psi MIN, 50 psi MAX
- \* - APPROXIMATE DIMENSIONS DO NOT USE FOR PRE-FABRICATION OF CONNECTING PIPING.



SHIPPING WEIGHT	42540	lbs. +	OPERATING WEIGHT	69180	lbs.	HEAVIEST SECTION WEIGHT	17320	lbs.	NO. OF SHIPPING SECTIONS	4
-----------------	-------	--------	------------------	-------	------	-------------------------	-------	------	--------------------------	---