

# EVAPCO, INC.

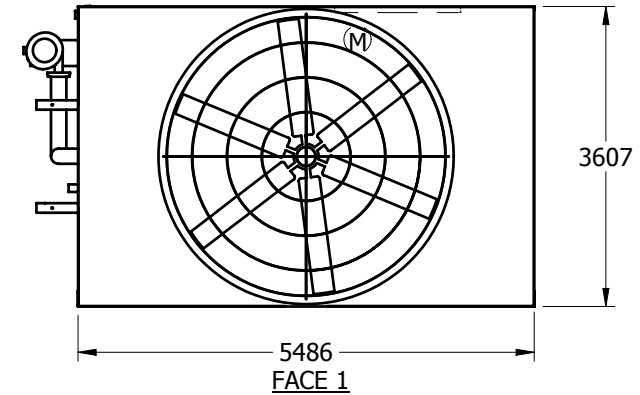


UNIT	<b>CLOSED CIRCUIT COOLER</b>	MODEL #	eco-LSWE 10-3K18-Z	SCALE	NTS	DWG. #	WZ12184806-MRA-ST	REV.		DATE	5/16/2024	SERIAL #	
------	------------------------------	---------	--------------------	-------	-----	--------	-------------------	------	--	------	-----------	----------	--

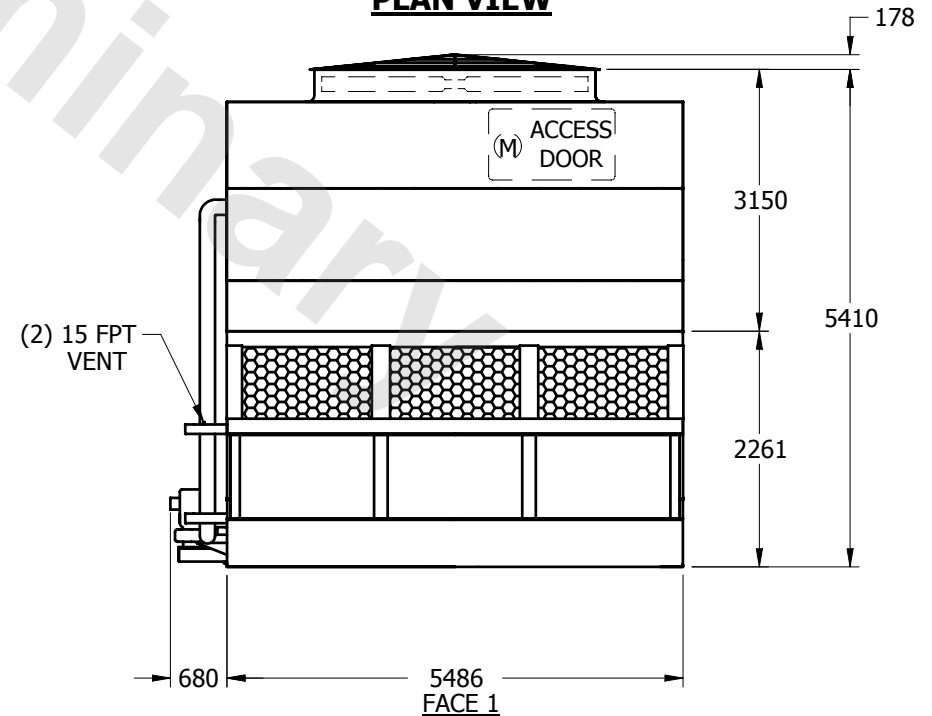
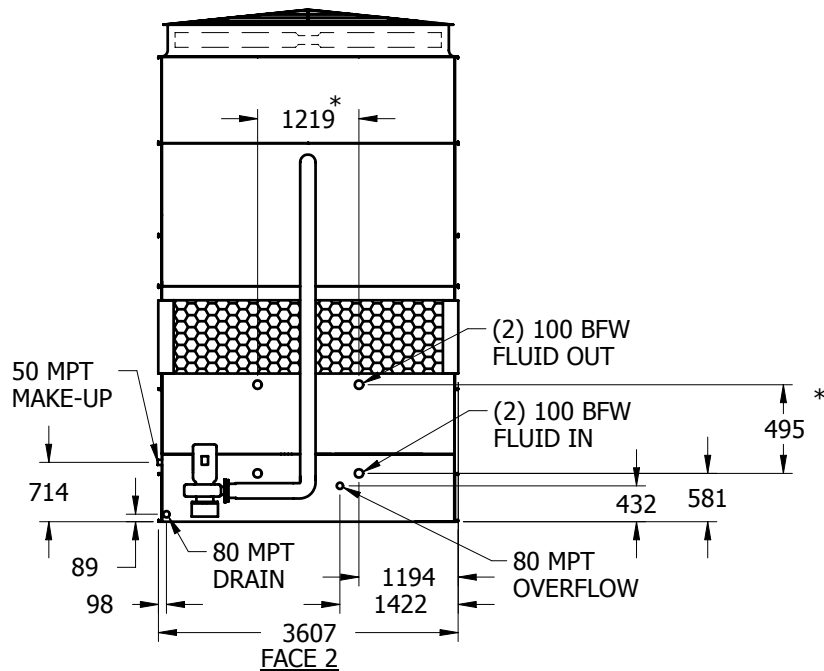
## NOTES:

1. (M) - FAN MOTOR LOCATION
2. HEAVIEST SECTION IS LOWER SECTION
3. MPT DENOTES MALE PIPE THREAD  
FPT DENOTES FEMALE PIPE THREAD  
BFW DENOTES BEVELED FOR WELDING
4. † UNIT WEIGHT DOES NOT INCLUDE ACCESSORIES (SEE SEPARATE DRAWINGS FOR ACCESSORIES)
5. 19mm DIA. MOUNTING HOLES. REFER TO RECOMMENDED STEEL SUPPORT DRAWING
6. MAKE-UP WATER PRESSURE-137 kPa MIN, 344 kPa MAX
7. - APPROXIMATE DIMENSIONS DO NOT USE FOR PRE-FABRICATION OF CONNECTING PIPING
8. MAKE-UP IS LOCATED 121mm FROM CONNECTION END

FACE 2



FACE 1  
**PLAN VIEW**



SHIPPING WEIGHT	9905	kg	+	OPERATING WEIGHT	15295	kg	HEAVIEST SECTION WEIGHT	5965	kg	NO. OF SHIPPING SECTIONS	2
-----------------	------	----	---	------------------	-------	----	-------------------------	------	----	--------------------------	---