

CONFIDENTIAL

This document is the property of Evapco, Inc. It should not be copied or disclosed without prior written authorization.

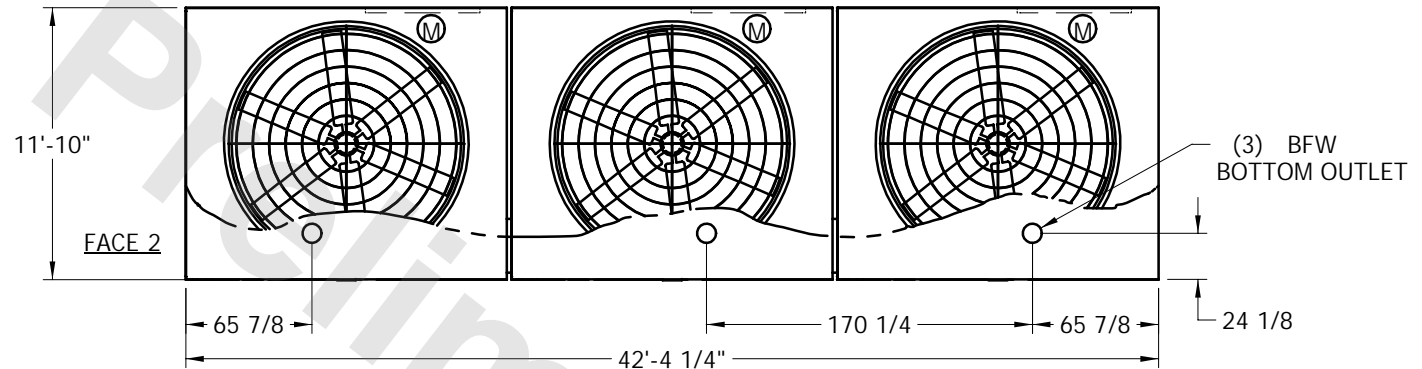
EVAPCO, INC.



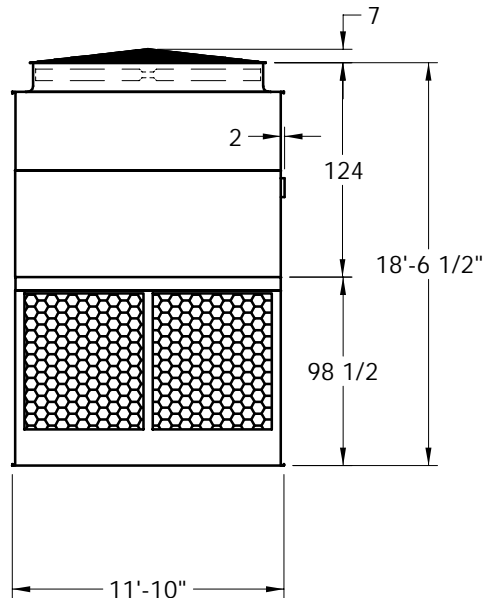
UNIT	COOLING TOWER	MODEL #	SCALE	NTS	DWG. #	T2124248-ERC-RS	REV.	DATE	SERIAL #
------	---------------	---------	-------	-----	--------	-----------------	------	------	----------

NOTES:

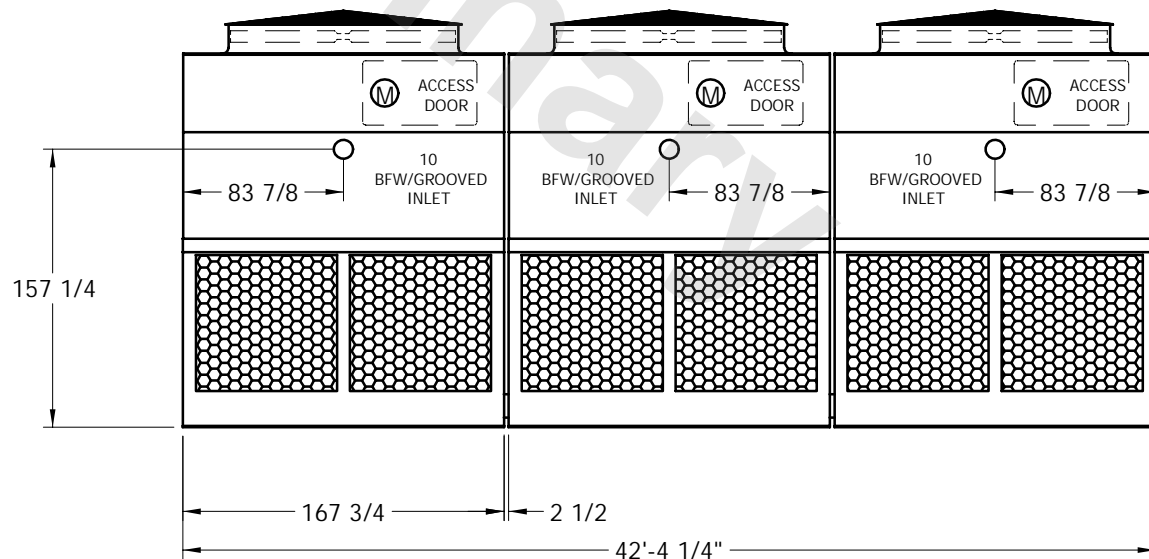
1. (M) - FAN MOTOR LOCATION
2. HEAVIEST SECTION IS UPPER SECTION
3. MPT DENOTES MALE PIPE THREAD
FPT DENOTES FEMALE PIPE THREAD
BFW DENOTES BEVELED FOR WELDING
4. + UNIT WEIGHT DOES NOT INCLUDE ACCESSORIES (SEE SEPARATE DRAWINGS FOR ACCESSORIES)
5. 3/4" DIA. MOUNTING HOLES. REFER TO RECOMMENDED STEEL SUPPORT DRAWING



FACE 1
PLAN VIEW



FACE 2



FACE 1

SHIPPING WEIGHT	29700	lbs. +	OPERATING WEIGHT	38940	lbs.	HEAVIEST SECTION WEIGHT	7060	lbs.	NO. OF SHIPPING SECTIONS	6
-----------------	-------	--------	------------------	-------	------	-------------------------	------	------	--------------------------	---