

**CONFIDENTIAL**

This document is the property of Evapco, Inc. It should not be copied or disclosed without prior written authorization.

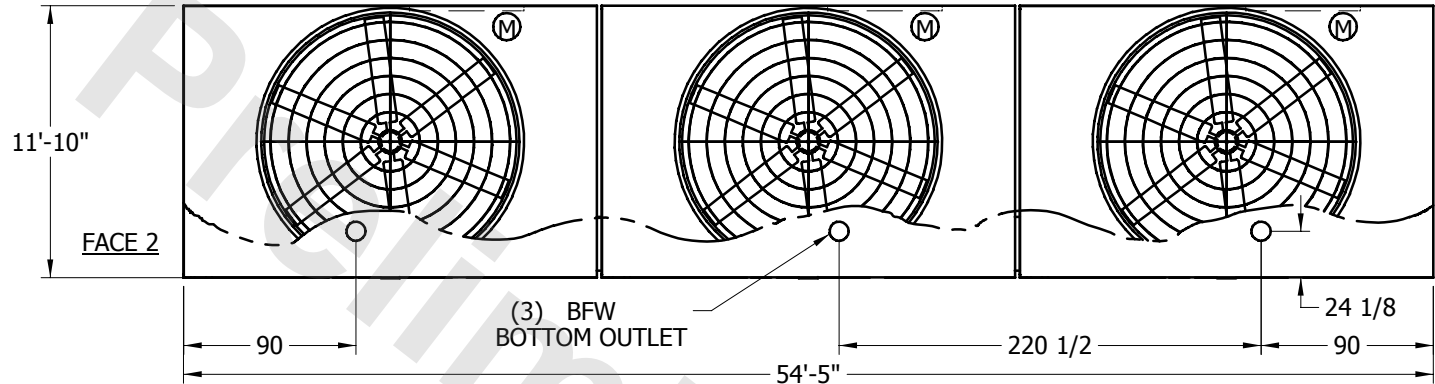
**EVAPCO, INC.**



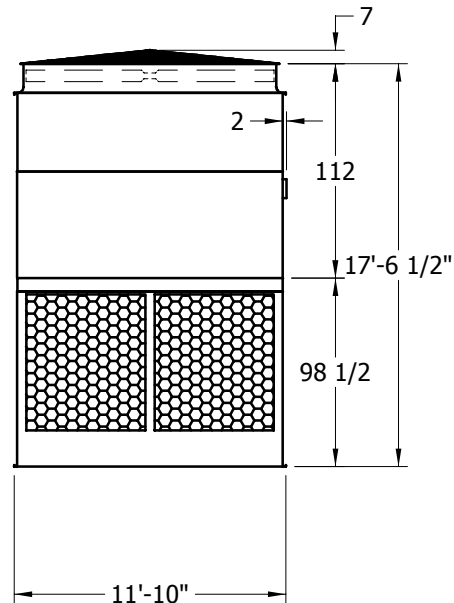
<b>UNIT</b>	<b>COOLING TOWER</b>	<b>MODEL #</b>	<b>SCALE</b>	<b>DWG. #</b>	<b>REV.</b>	<b>DATE</b>	<b>SERIAL #</b>
			NTS	T2125436-ERB-RS			

**NOTES:**

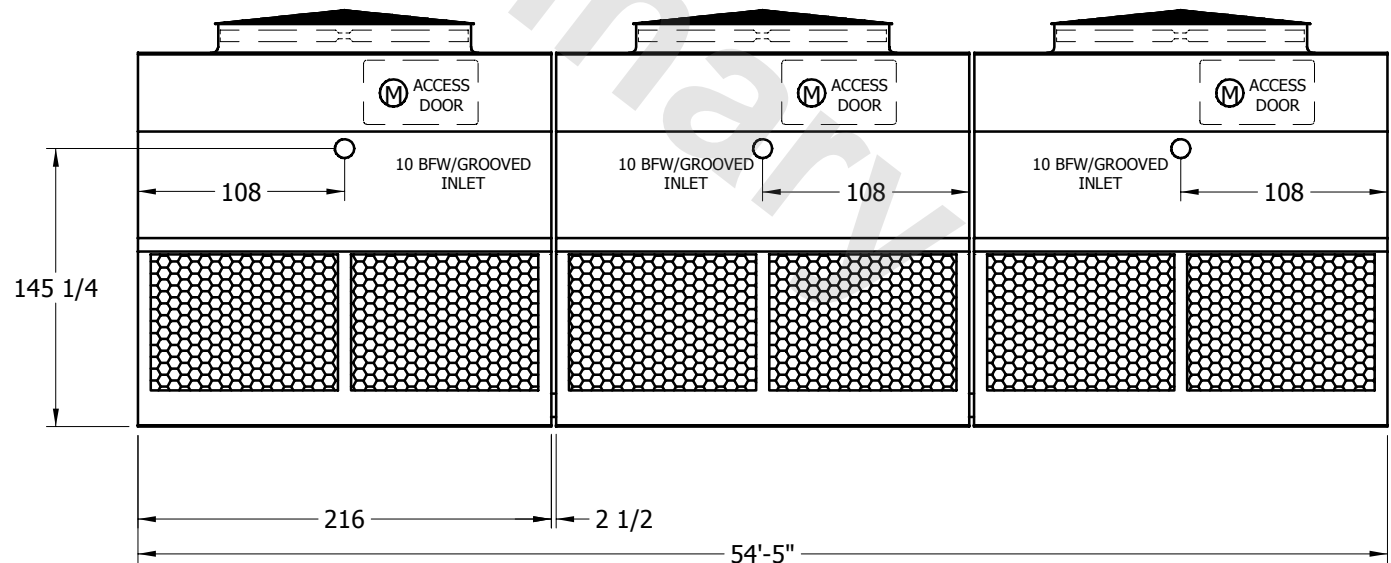
1. (M) - FAN MOTOR LOCATION
2. HEAVIEST SECTION IS UPPER SECTION
3. MPT DENOTES MALE PIPE THREAD  
FPT DENOTES FEMALE PIPE THREAD  
BFW DENOTES BEVELED FOR WELDING
4. + UNIT WEIGHT DOES NOT INCLUDE ACCESSORIES (SEE SEPARATE DRAWINGS FOR ACCESSORIES)
5. 3/4" DIA. MOUNTING HOLES. REFER TO RECOMMENDED STEEL SUPPORT DRAWING



**FACE 1**  
**PLAN VIEW**



**FACE 2**



**FACE 1**

<b>SHIPPING WEIGHT</b>	34620	<b>lbs. +</b>	<b>OPERATING WEIGHT</b>	45960	<b>lbs.</b>	<b>HEAVIEST SECTION WEIGHT</b>	7700	<b>lbs.</b>	<b>NO. OF SHIPPING SECTIONS</b>	6
------------------------	-------	---------------	-------------------------	-------	-------------	--------------------------------	------	-------------	---------------------------------	---