

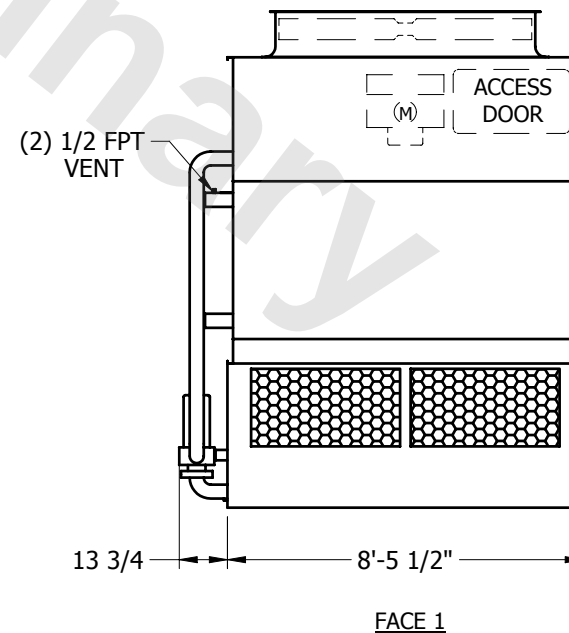
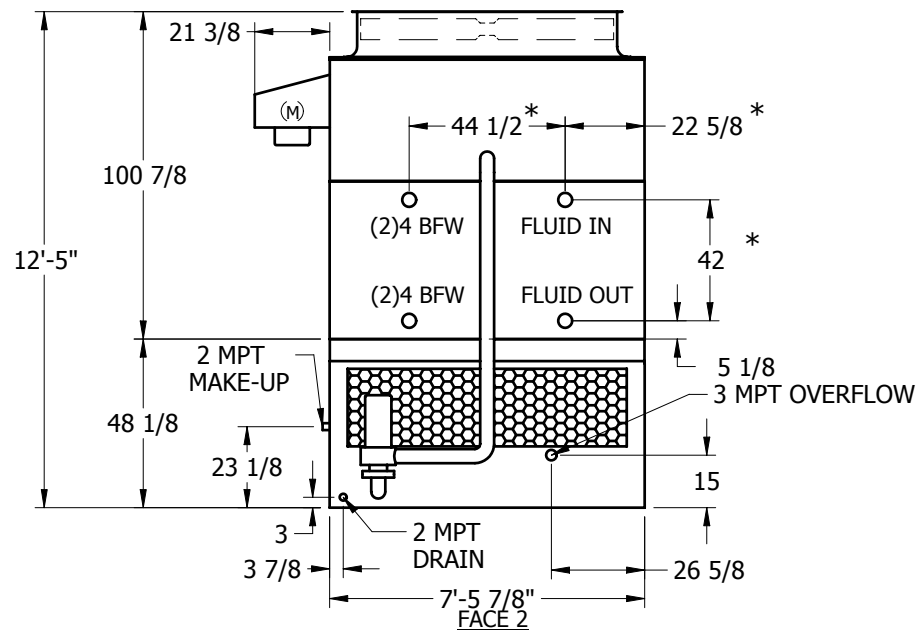
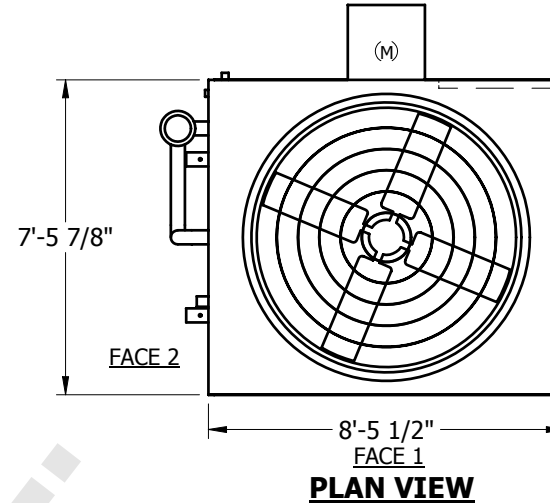
# EVAPCO, INC.



UNIT	CLOSED CIRCUIT COOLER	MODEL #	ATWB 10-3I18	SCALE	NTS	DWG. #	W2090812-ERC-LF	REV.		DATE	5/17/2024	SERIAL #	
------	-----------------------	---------	--------------	-------	-----	--------	-----------------	------	--	------	-----------	----------	--

## NOTES:

1. (M)- FAN MOTOR LOCATION
2. HEAVIEST SECTION IS UPPER SECTION
3. MPT DENOTES MALE PIPE THREAD  
FPT DENOTES FEMALE PIPE THREAD  
BFW DENOTES BEVELED FOR WELDING
4. + UNIT WEIGHT DOES NOT INCLUDE ACCESSORIES (SEE SEPARATE DRAWINGS FOR ACCESSORIES)
5. 3/4" DIA. MOUNTING HOLES. REFER TO RECOMMENDED STEEL SUPPORT DRAWING
6. MAKE-UP WATER PRESSURE-20 psi MIN, 50 psi MAX
7. \*- APPROXIMATE DIMENSIONS DO NOT USE FOR PRE-FABRICATION OF CONNECTING PIPING
8. MAKE-UP IS LOCATED 4 3/4" FROM CONNECTION END



SHIPPING WEIGHT	10720	lbs. +	OPERATING WEIGHT	15180	lbs.	HEAVIEST SECTION WEIGHT	9420	lbs.	NO. OF SHIPPING SECTIONS	2
-----------------	-------	--------	------------------	-------	------	-------------------------	------	------	--------------------------	---