

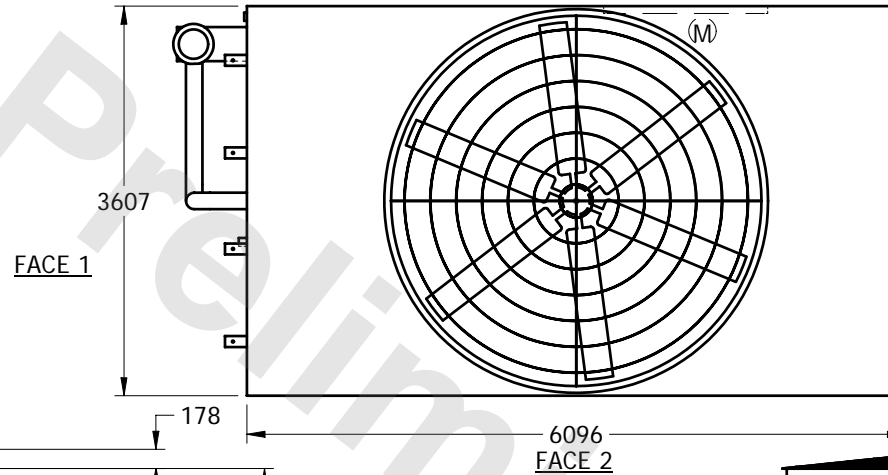
EVAPCO, INC.



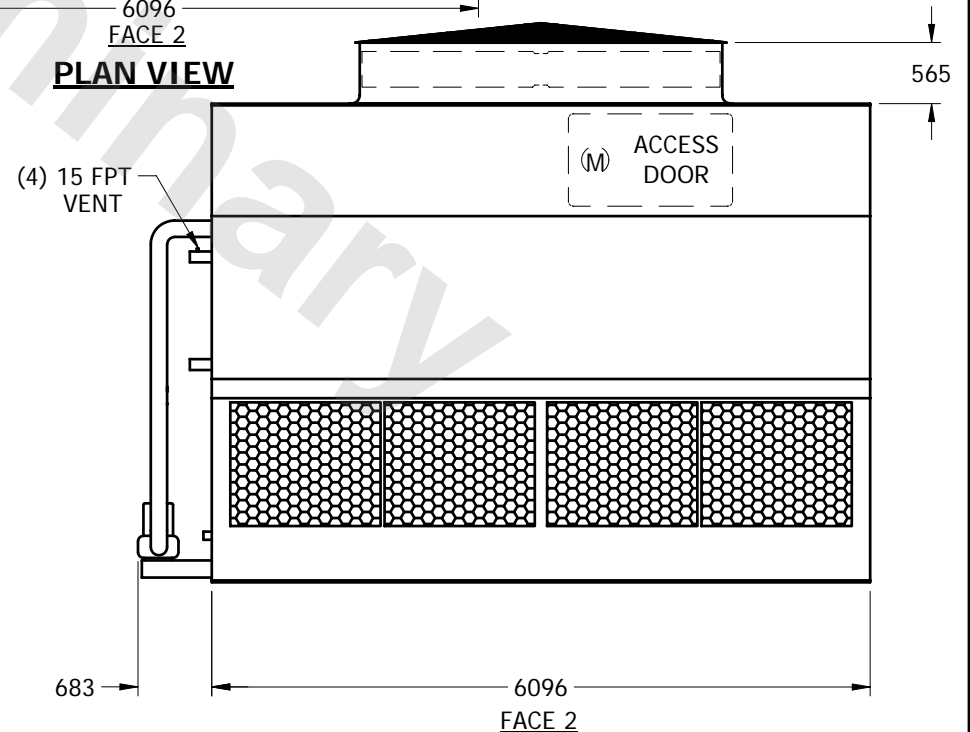
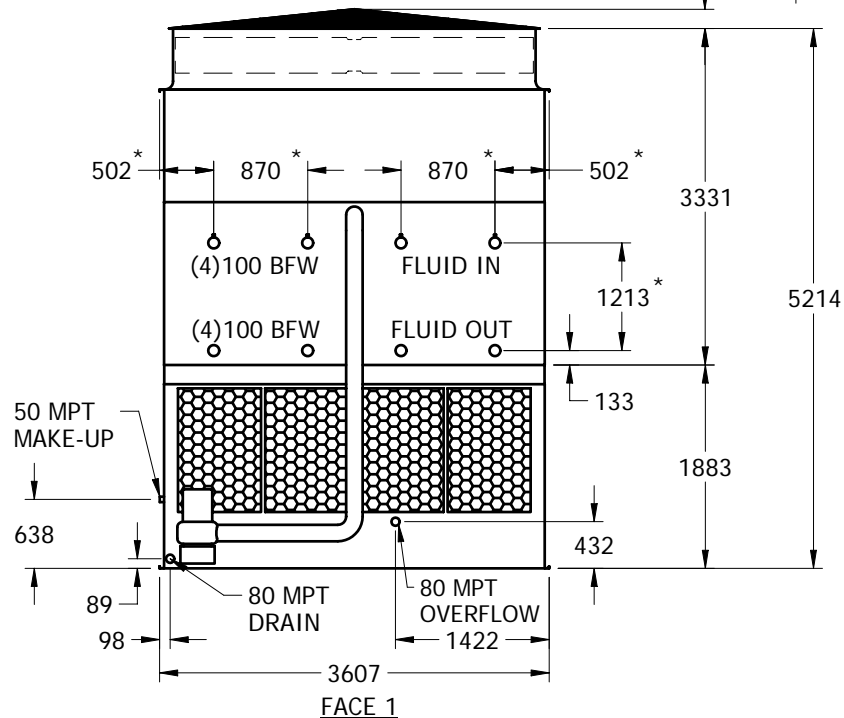
UNIT	CLOSED CIRCUIT COOLER	MODEL #	LRC 116	SCALE	NTS	DWG. #	W2122012-MRC-LFHF	REV.		DATE	5/16/2024	SERIAL #	
------	-----------------------	---------	---------	-------	-----	--------	-------------------	------	--	------	-----------	----------	--

NOTES:

1. (M) - FAN MOTOR LOCATION
2. HEAVIEST SECTION IS UPPER SECTION
3. MPT DENOTES MALE PIPE THREAD
FPT DENOTES FEMALE PIPE THREAD
BFW DENOTES BEVELED FOR WELDING
4. + UNIT WEIGHT DOES NOT INCLUDE ACCESSORIES (SEE SEPARATE DRAWINGS FOR ACCESSORIES)
5. 19mm DIA. MOUNTING HOLES. REFER TO RECOMMENDED STEEL SUPPORT DRAWING
6. MAKE-UP WATER PRESSURE-137 kPa MIN, 344 kPa MAX
7. * - APPROXIMATE DIMENSIONS DO NOT USE FOR PRE-FABRICATION OF CONNECTING PIPING.
8. MAKE-UP IS LOCATED 121mm FROM CONNECTION END.



PLAN VIEW



SHIPPING WEIGHT	16580	kg +	OPERATING WEIGHT	25390	kg	HEAVIEST SECTION WEIGHT	14630	kg	NO. OF SHIPPING SECTIONS	2
-----------------	-------	------	------------------	-------	----	-------------------------	-------	----	--------------------------	---