

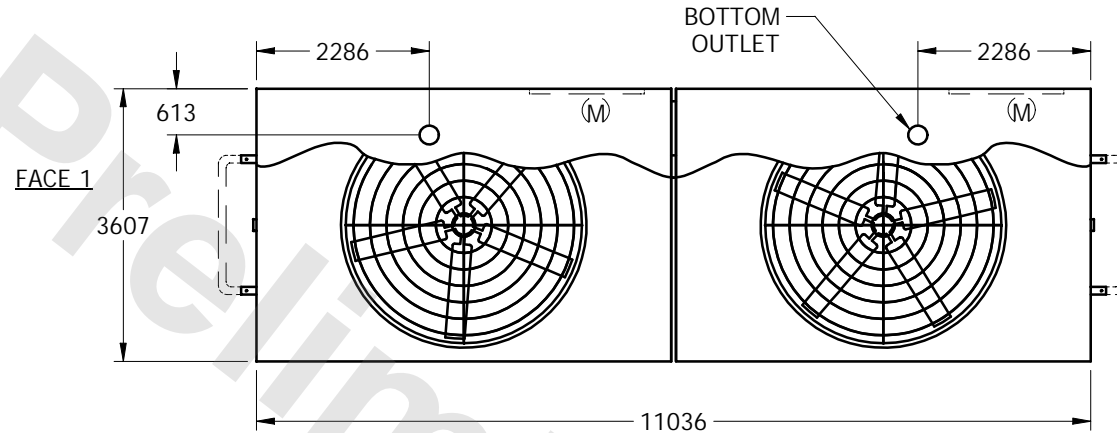
EVAPCO, INC.



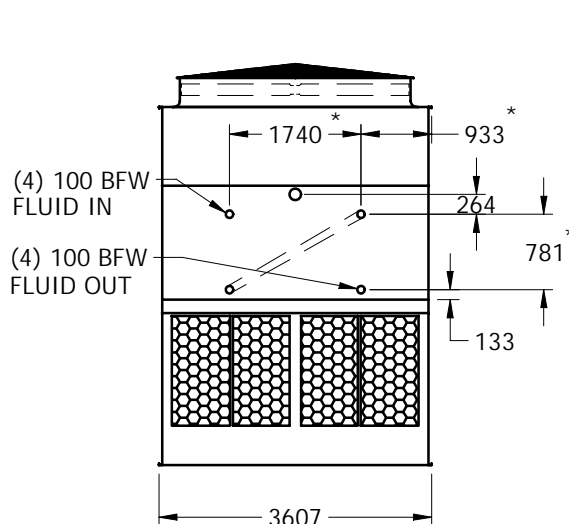
UNIT	CLOSED CIRCUIT COOLER	MODEL #	CATC-442	SCALE	NTS	DWG. #	W2123608-MRC-SR	REV.		DATE	5/20/2024	SERIAL #	
------	-----------------------	---------	----------	-------	-----	--------	-----------------	------	--	------	-----------	----------	--

NOTES:

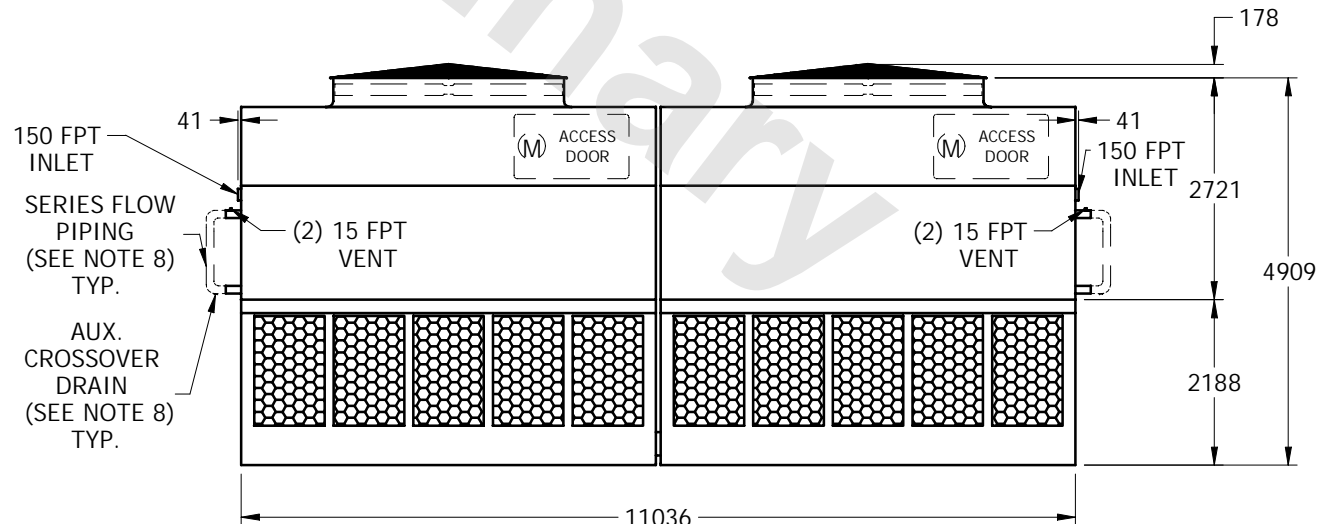
1. (M)- FAN MOTOR LOCATION
2. HEAVIEST SECTION IS UPPER SECTION
3. MPT DENOTES MALE PIPE THREAD
FPT DENOTES FEMALE PIPE THREAD
BFW DENOTES BEVELED FOR WELDING
4. + UNIT WEIGHT DOES NOT INCLUDE ACCESSORIES (SEE SEPARATE DRAWINGS FOR ACCESSORIES)
5. 19mm DIA. MOUNTING HOLES. REFER TO RECOMMENDED STEEL SUPPORT DRAWING
6. THE SPRAY PUMP SHOULD BE SIZED FOR 151 L/S AND 17 kPa AT THE INLET CONNECTION
7. *- APPROXIMATE DIMENSIONS DO NOT USE FOR PRE-FABRICATION OF CONNECTING PIPING
8. SERIES FLOW PIPING AND AUX. CROSSOVER DRAIN BY OTHERS



PLAN VIEW



FACE 1



FACE 2

SHIPPING WEIGHT	22860	kg +	OPERATING WEIGHT	30810	kg	HEAVIEST SECTION WEIGHT	9650	kg	NO. OF SHIPPING SECTIONS	4
-----------------	-------	------	------------------	-------	----	-------------------------	------	----	--------------------------	---