

EVAPCO, INC.

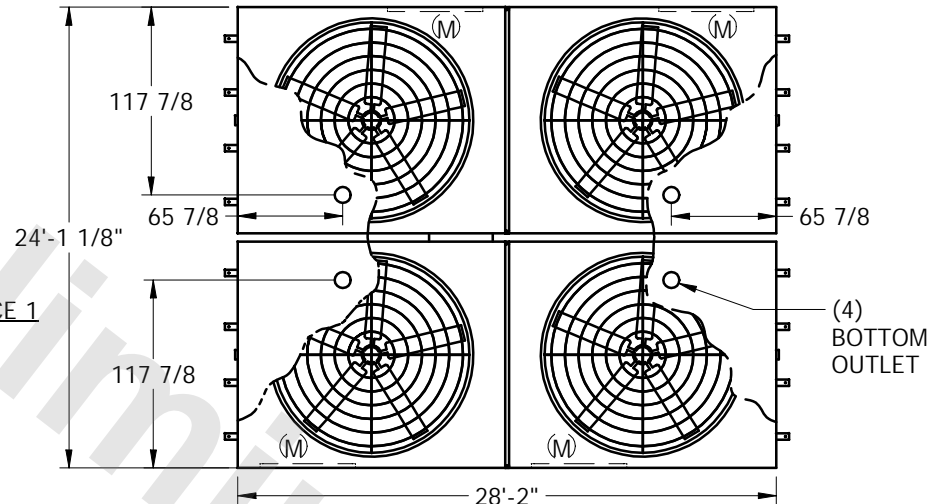


UNIT	CLOSED CIRCUIT COOLER	MODEL #	SCALE	DWG. #	REV.	DATE	SERIAL #
			NTS	W2242806-ERC-HR			

NOTES:

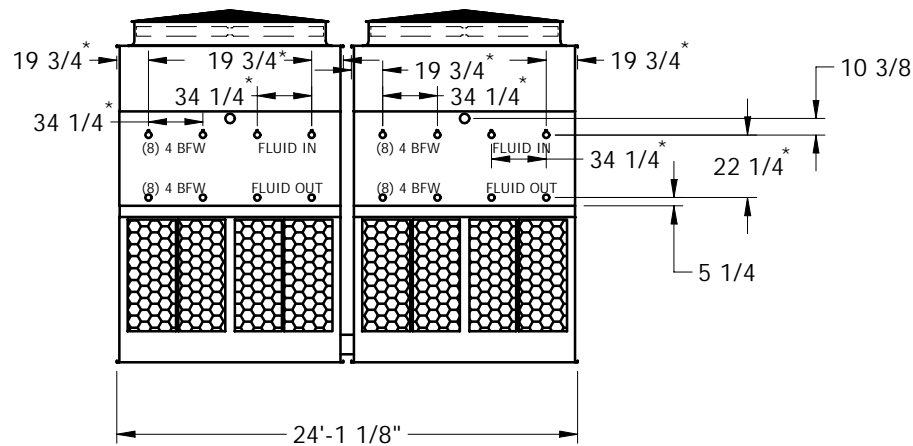
- (M)- FAN MOTOR LOCATION
- HEAVIEST SECTION IS UPPER SECTION
- MPT DENOTES MALE PIPE THREAD
FPT DENOTES FEMALE PIPE THREAD
BFW DENOTES BEVELED FOR WELDING
- + UNIT WEIGHT DOES NOT INCLUDE ACCESSORIES (SEE SEPARATE DRAWINGS FOR ACCESSORIES)
- 3/4" DIA. MOUNTING HOLES. REFER TO RECOMMENDED STEEL SUPPORT DRAWING
- THE SPRAY PUMP SHOULD BE SIZED FOR 3600 GPM AND 2.5 PSIG AT THE INLET CONNECTION
- *- APPROXIMATE DIMENSIONS DO NOT USE FOR PRE-FABRICATION OF CONNECTING PIPING

FACE 1

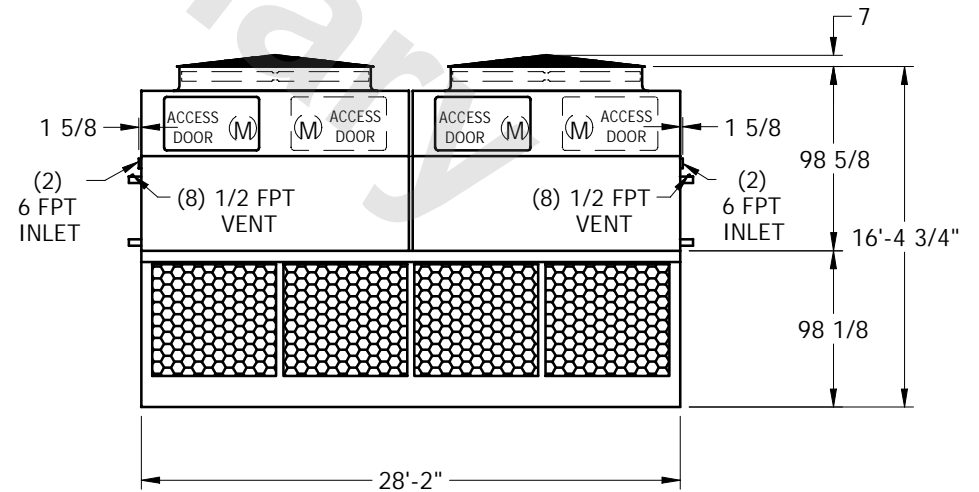


FACE 2

PLAN VIEW



FACE 1



FACE 2

SHIPPING WEIGHT	67740	lbs. +	OPERATING WEIGHT	91120	lbs.	HEAVIEST SECTION WEIGHT	13880	lbs.	NO. OF SHIPPING SECTIONS	6
-----------------	-------	--------	------------------	-------	------	-------------------------	-------	------	--------------------------	---