

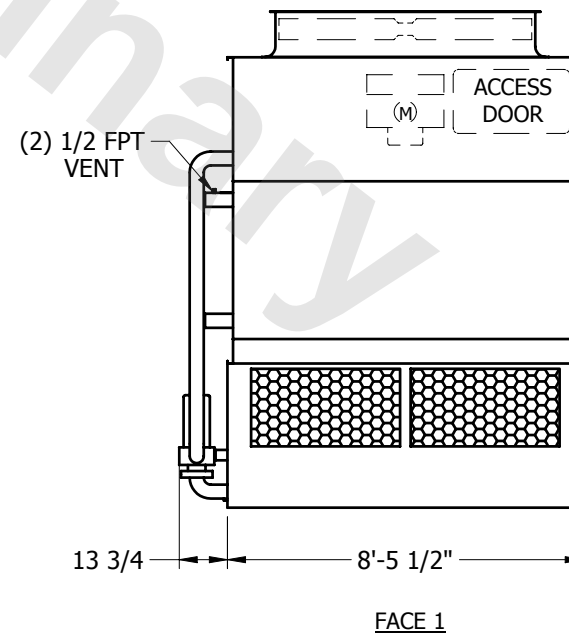
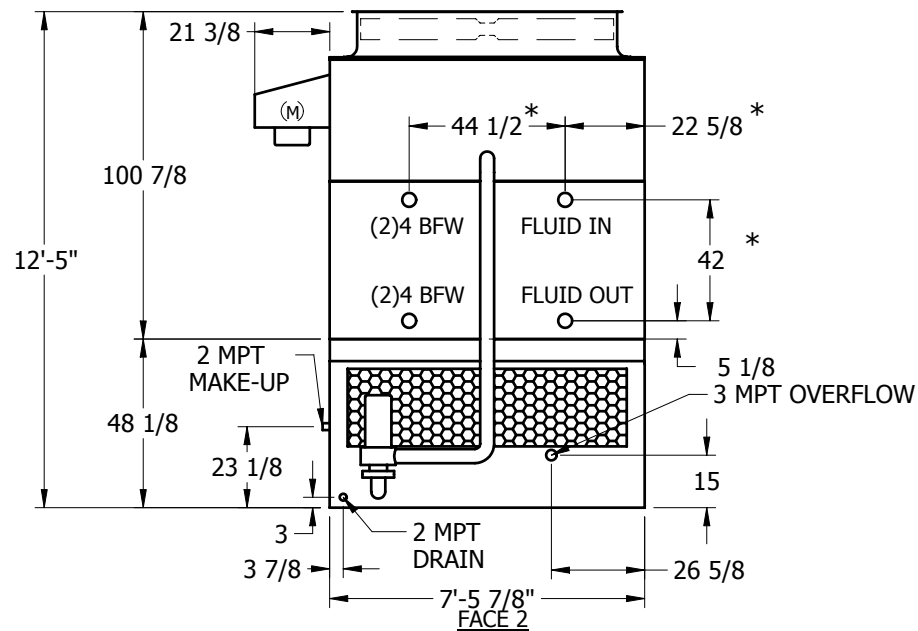
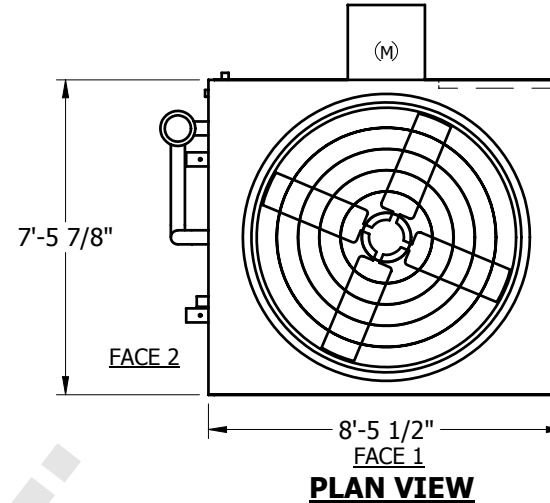
EVAPCO, INC.



| | | | | | | | | | | |
|------|-----------------------|---------|--------------|-------|-----|--------|-----------------|------|------|----------|
| UNIT | CLOSED CIRCUIT COOLER | MODEL # | ATWB 10-3I18 | SCALE | NTS | DWG. # | W2090812-ERC-LF | REV. | DATE | SERIAL # |
|------|-----------------------|---------|--------------|-------|-----|--------|-----------------|------|------|----------|

NOTES:

1. (M)- FAN MOTOR LOCATION
2. HEAVIEST SECTION IS UPPER SECTION
3. MPT DENOTES MALE PIPE THREAD
FPT DENOTES FEMALE PIPE THREAD
BFW DENOTES BEVELED FOR WELDING
4. + UNIT WEIGHT DOES NOT INCLUDE ACCESSORIES (SEE SEPARATE DRAWINGS FOR ACCESSORIES)
5. 3/4" DIA. MOUNTING HOLES. REFER TO RECOMMENDED STEEL SUPPORT DRAWING
6. MAKE-UP WATER PRESSURE-20 psi MIN, 50 psi MAX
7. *- APPROXIMATE DIMENSIONS DO NOT USE FOR PRE-FABRICATION OF CONNECTING PIPING
8. MAKE-UP IS LOCATED 4 3/4" FROM CONNECTION END



| | | | | | | | | | | |
|-----------------|-------|--------|------------------|-------|------|-------------------------|------|------|--------------------------|---|
| SHIPPING WEIGHT | 10720 | lbs. + | OPERATING WEIGHT | 15180 | lbs. | HEAVIEST SECTION WEIGHT | 9420 | lbs. | NO. OF SHIPPING SECTIONS | 2 |
|-----------------|-------|--------|------------------|-------|------|-------------------------|------|------|--------------------------|---|