

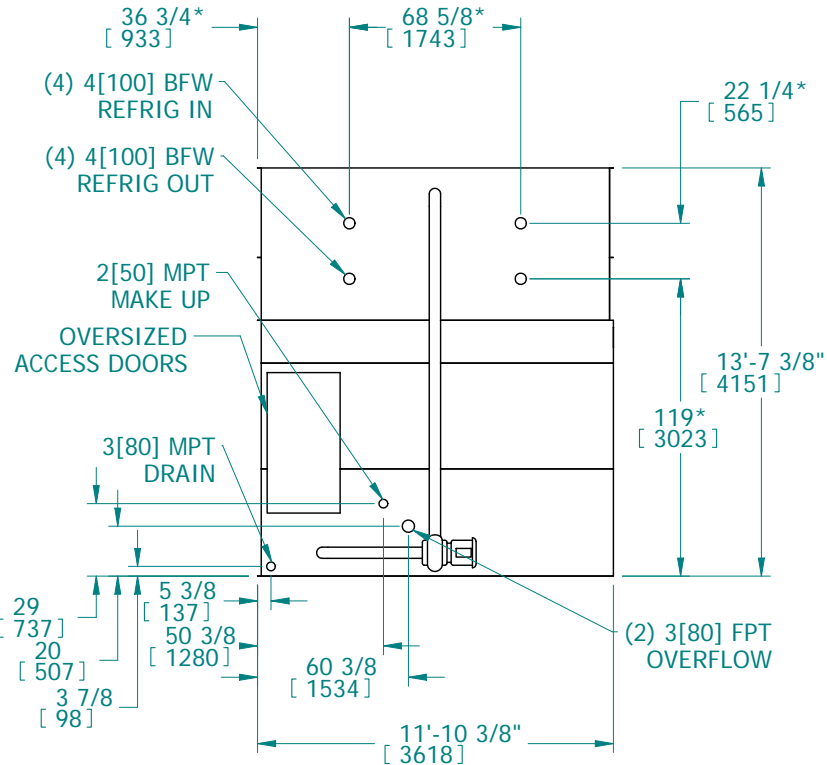
EVAPCO, INC.



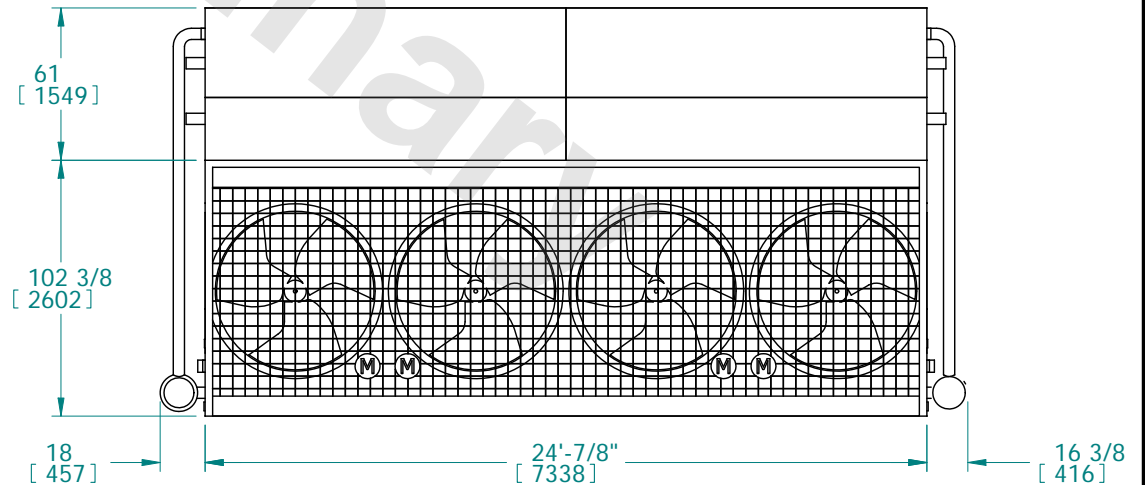
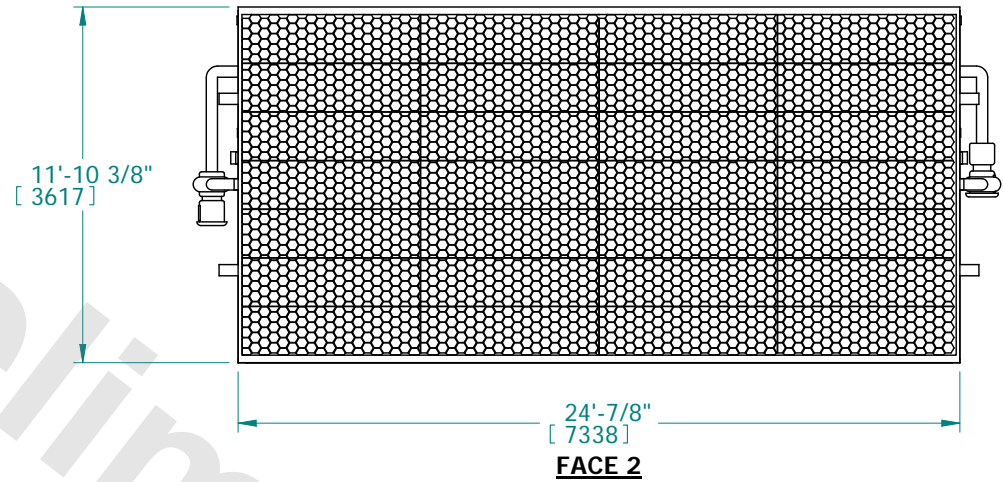
UNIT	MODEL #	SCALE	DWG. #	REV.	DATE	SERIAL #
EVAPORATIVE CONDENSER	PMCQ-938	N.T.S.	CQ122406-DRA-ST	-	4/19/2024	

- NOTES:
1. (M)- FAN MOTOR LOCATION
 2. HEAVIEST SECTION IS LOWER SECTION
 3. MPT DENOTES MALE PIPE THREAD
FPT DENOTES FEMALE PIPE THREAD
BFW DENOTES BEVELED FOR WELDING
 4. +UNIT WEIGHT DOES NOT INCLUDE ACCESSORIES (SEE ACCESSORY DRAWINGS)
 5. 3/4" DIA. MOUNTING HOLES. REFER TO RECOMMENDED STEEL SUPPORT DRAWING.
 6. MAKE-UP WATER PRESSURE
20 psi MIN [137 kPa], 50 psi MAX [344 kPa]
 7. *-APPROXIMATE DIMENSIONS DO NOT USE FOR PRE-FABRICATION OF CONNECTING PIPING
 8. DIMENSIONS LISTED AS FOLLOWS: ENGLISH IN [METRIC] [mm]

**FACE 1
PLAN VIEW**



FACE 1



FACE 2

SHIPPING WEIGHT	30980 lbs+ [14052] kg+	OPERATING WEIGHT	41350 lbs+ [18756] kg+	HEAVIEST SECTION WEIGHT	11700 lbs+ [5307] kg+	NO. OF SHIPPING SECTIONS	3
-----------------	------------------------	------------------	------------------------	-------------------------	-----------------------	--------------------------	---