

EVAPCO, INC.

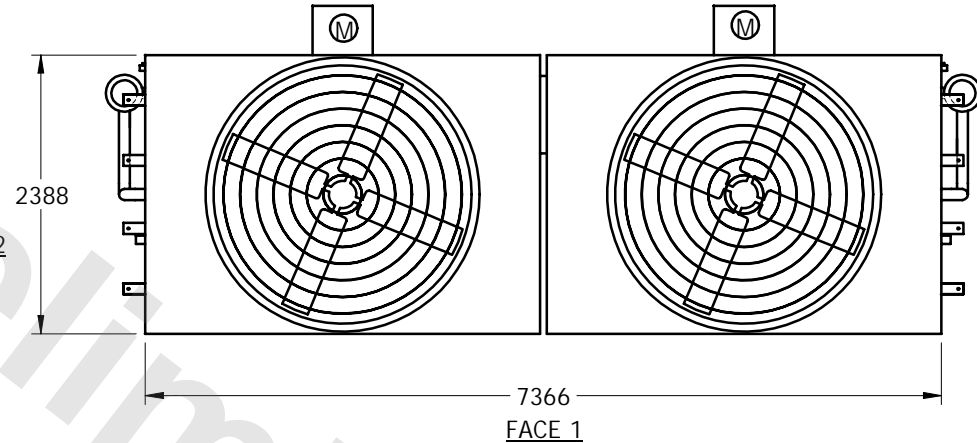


UNIT	CLOSED CIRCUIT COOLER	MODEL #	LPT-879L	SCALE	NTS	DWG. #	W22M2406-MRA-HF	REV.		DATE	5/20/2024	SERIAL #	
------	-----------------------	---------	----------	-------	-----	--------	-----------------	------	--	------	-----------	----------	--

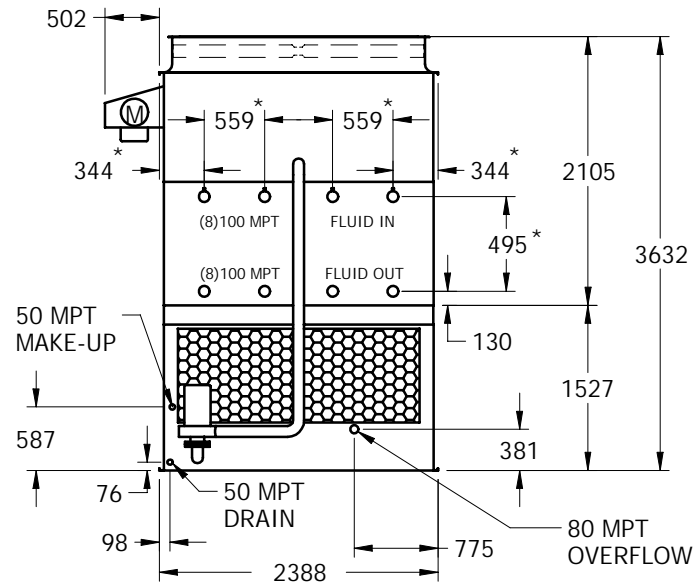
NOTES:

1. (M) - FAN MOTOR LOCATION
2. HEAVIEST SECTION IS UPPER SECTION
3. MPT DENOTES MALE PIPE THREAD
FPT DENOTES FEMALE PIPE THREAD
BFW DENOTES BEVELED FOR WELDING
4. + UNIT WEIGHT DOES NOT INCLUDE ACCESSORIES (SEE SEPARATE DRAWINGS FOR ACCESSORIES)
5. 19mm DIA. MOUNTING HOLES. REFER TO RECOMMENDED STEEL SUPPORT DRAWING
6. MAKE-UP WATER PRESSURE-137 kPa MIN, 344 kPa MAX
7. * - APPROXIMATE DIMENSIONS DO NOT USE FOR PRE-FABRICATION OF CONNECTING PIPING
8. MAKE-UP IS LOCATED 121mm FROM CONNECTION END

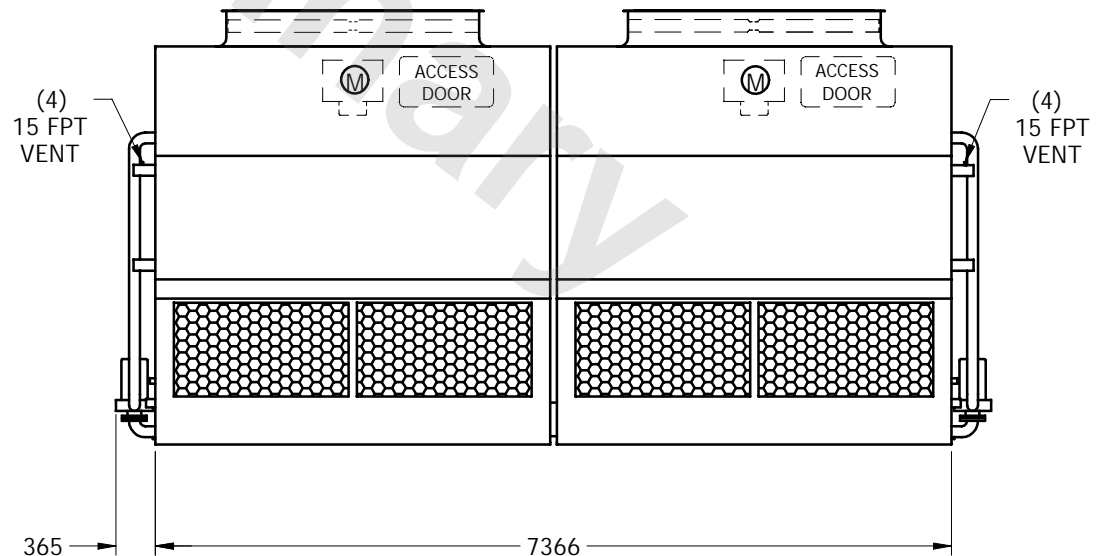
FACE 2



PLAN VIEW



FACE 2



FACE 1

SHIPPING WEIGHT	8945	kg +	OPERATING WEIGHT	13925	kg	HEAVIEST SECTION WEIGHT	3665	kg	NO. OF SHIPPING SECTIONS	4
-----------------	------	------	------------------	-------	----	-------------------------	------	----	--------------------------	---