

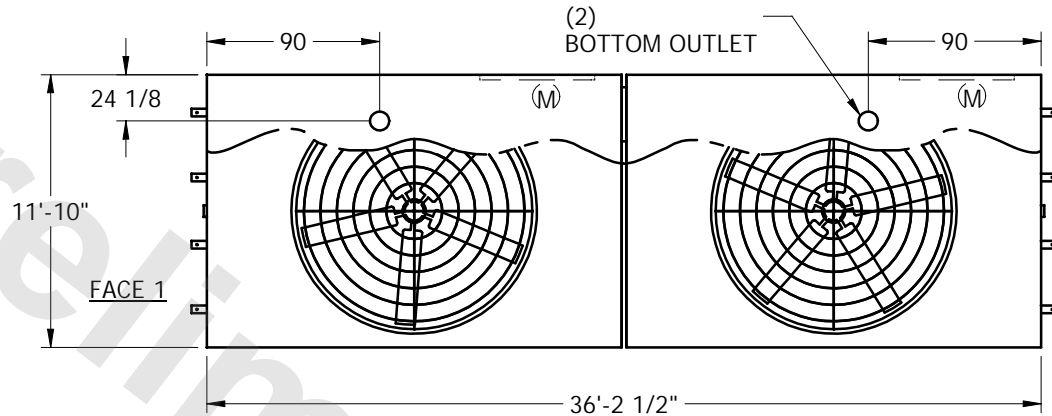
EVAPCO, INC.



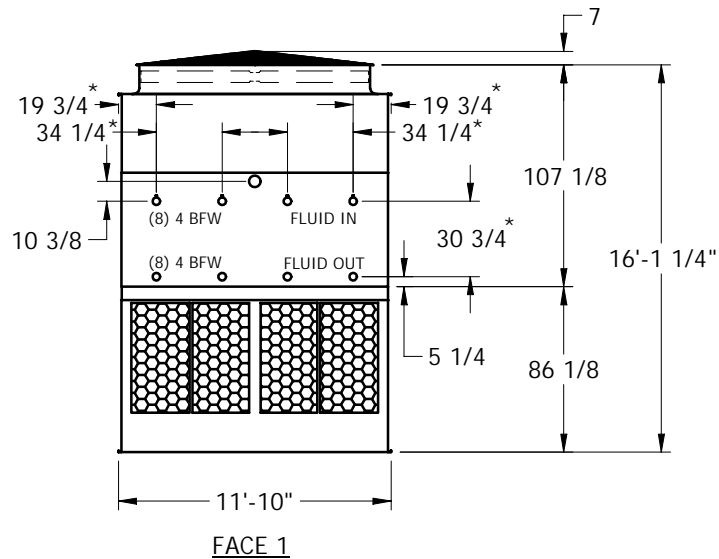
UNIT	CLOSED CIRCUIT COOLER	MODEL #	PMC-1006E	SCALE	NTS	DWG. #	W2123608-ERC-HR	REV.		DATE	5/16/2024	SERIAL #	
------	-----------------------	---------	-----------	-------	-----	--------	-----------------	------	--	------	-----------	----------	--

NOTES:

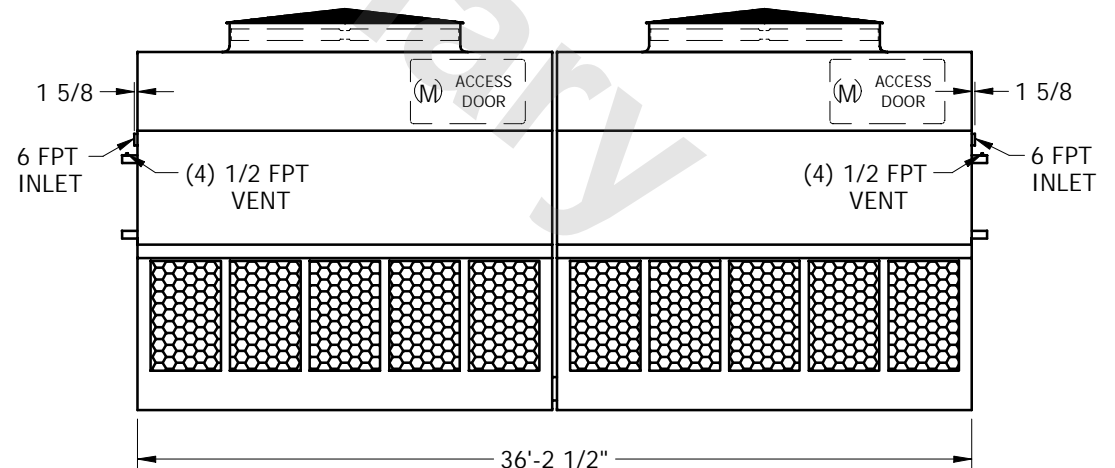
1. (M)- FAN MOTOR LOCATION
2. HEAVIEST SECTION IS UPPER SECTION
3. MPT DENOTES MALE PIPE THREAD
FPT DENOTES FEMALE PIPE THREAD
BFW DENOTES BEVELED FOR WELDING
4. + UNIT WEIGHT DOES NOT INCLUDE ACCESSORIES (SEE SEPARATE DRAWINGS FOR ACCESSORIES)
5. 3/4" DIA. MOUNTING HOLES. REFER TO RECOMMENDED STEEL SUPPORT DRAWING
6. THE SPRAY PUMP SHOULD BE SIZED FOR 2400 GPM AND 2.5 PSIG AT THE INLET CONNECTION
7. *- APPROXIMATE DIMENSIONS DO NOT USE FOR PRE-FABRICATION OF CONNECTING PIPING



FACE 2
PLAN VIEW



FACE 1



FACE 2

SHIPPING WEIGHT 50400

lbs. +

OPERATING WEIGHT 67920

lbs.

HEAVIEST SECTION WEIGHT 21270

lbs.

NO. OF SHIPPING SECTIONS

4