

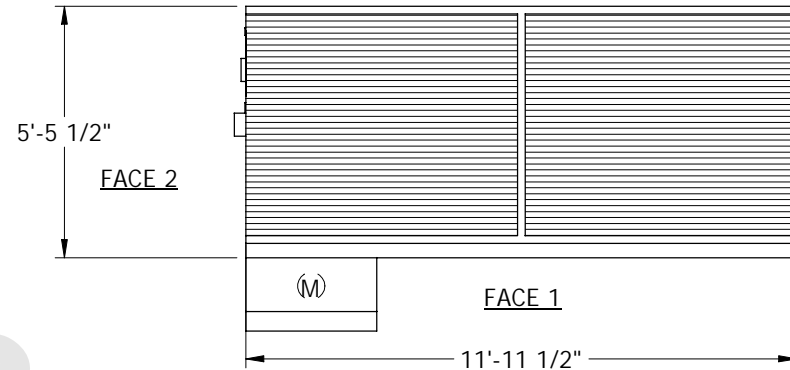
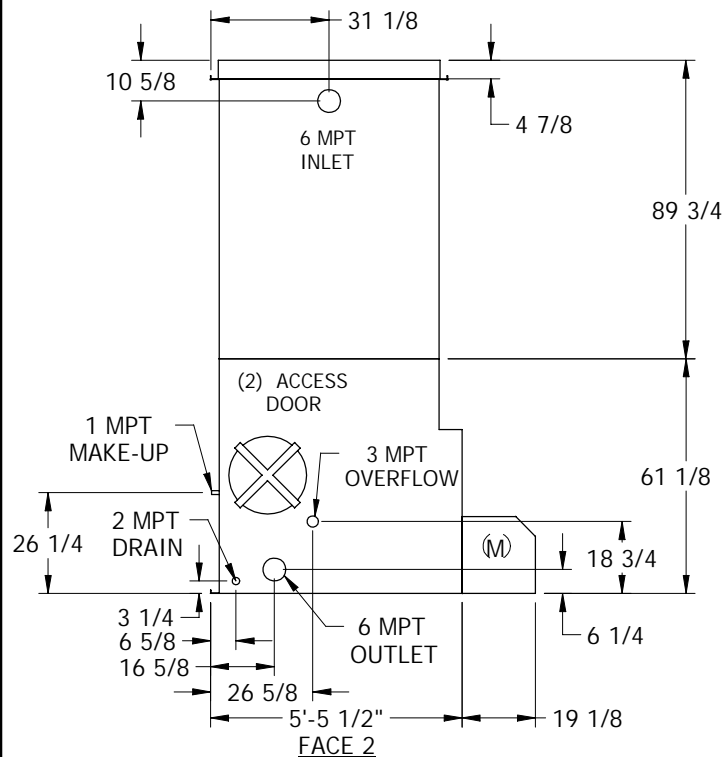
EVAPCO, INC.



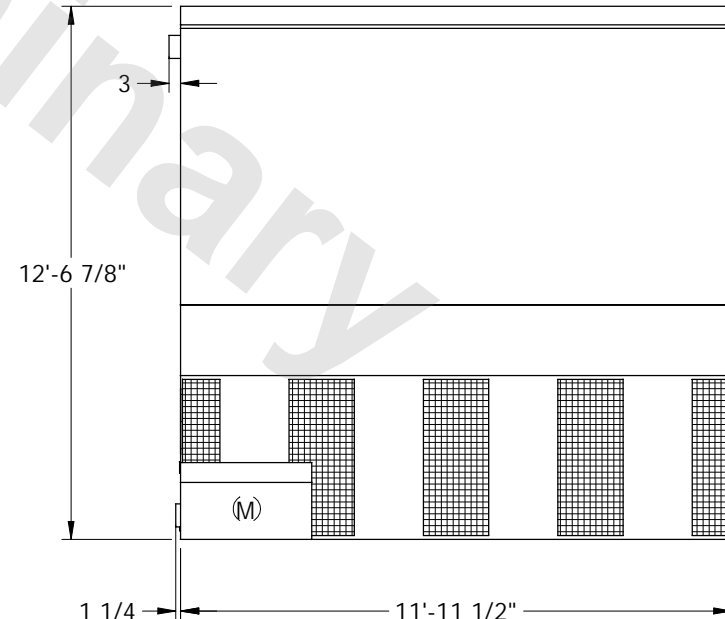
UNIT	COOLING TOWER	MODEL #	LSCE 100	SCALE	NTS	DWG. #	TL051236-ERD-ST	REV.		DATE	5/15/2024	SERIAL #	
------	---------------	---------	----------	-------	-----	--------	-----------------	------	--	------	-----------	----------	--

NOTES:

1. (M)- FAN MOTOR LOCATION
2. MAKE-UP WATER PRESSURE IS 20 psi MIN.
50 psi MAX.
3. MPT DENOTES MALE PIPE THREAD
FPT DENOTES FEMALE PIPE THREAD
BFW DENOTES BEVELED FOR WELDING
4. +UNIT WEIGHT DOES NOT INCLUDE
ACCESSORIES (SEE SEPARATE DRAWINGS
FOR ACCESSORIES)
5. 3/4" DIA. MOUNTING HOLES. REFER TO
RECOMMENDED STEEL SUPPORT
DRAWING
6. HEAVIEST SECTION IS LOWER SECTION
7. MAKE-UP CONNECTION LOCATED 33 1/8"
FROM CONNECTION END OF UNIT



PLAN VIEW



FACE 1

SHIPPING WEIGHT	4150	lbs. +	OPERATING WEIGHT	6390	lbs.	HEAVIEST SECTION WEIGHT	2380	lbs.	NO. OF SHIPPING SECTIONS	2
-----------------	------	--------	------------------	------	------	-------------------------	------	------	--------------------------	---