

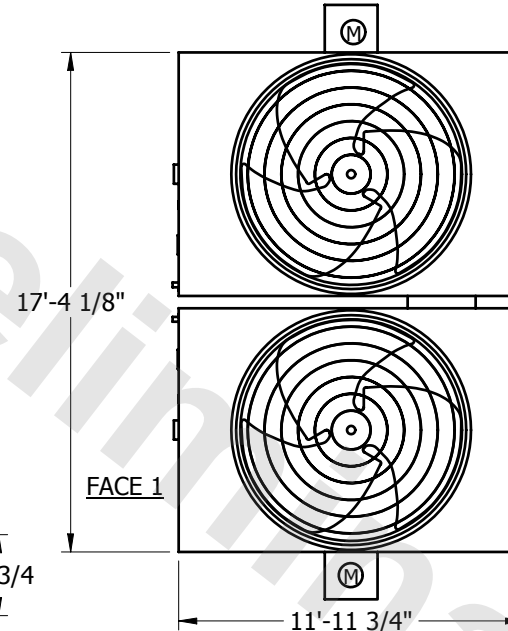
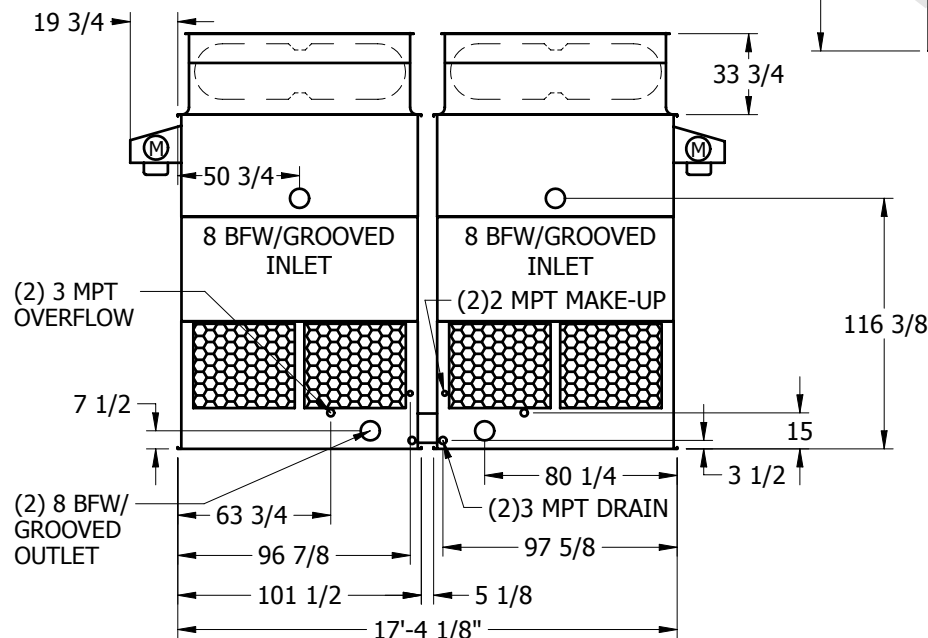
EVAPCO, INC.



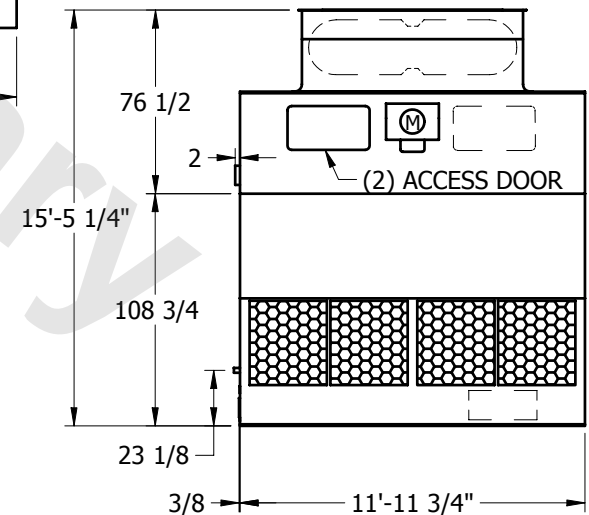
UNIT	COOLING TOWER	MODEL #	LPT-326	SCALE	NTS	DWG. #	RP171248-ERA-LF	REV.		DATE	5/15/2024	SERIAL #	
------	---------------	---------	---------	-------	-----	--------	-----------------	------	--	------	-----------	----------	--

NOTES:

1. (M) - FAN MOTOR LOCATION
2. HEAVIEST SECTION IS LOWER SECTION
3. MPT DENOTES MALE PIPE THREAD
FPT DENOTES FEMALE PIPE THREAD
BFW DENOTES BEVELED FOR WELDING
4. + UNIT WEIGHT DOES NOT INCLUDE ACCESSORIES (SEE SEPARATE DRAWINGS FOR ACCESSORIES)
5. 3/4" DIA. MOUNTING HOLES. REFER TO RECOMMENDED STEEL SUPPORT DRAWING
6. MAKE-UP WATER PRESSURE-20 psi MIN, 50 psi MAX
7. PAN EQUALIZER SUPPLIED BY EVAPCO AND SHIPPED LOOSE FOR FIELD INSTALLATION BY OTHERS



PLAN VIEW



FACE 1

FACE 2

SHIPPING WEIGHT	11900	lbs. +	OPERATING WEIGHT	19620	lbs.	HEAVIEST SECTION WEIGHT	3220	lbs.	NO. OF SHIPPING SECTIONS	4
-----------------	-------	--------	------------------	-------	------	-------------------------	------	------	--------------------------	---