

CONFIDENTIAL

This document is the property of Evapco, Inc. It should not be copied or disclosed without prior written authorization.

EVAPCO, INC.



UNIT	COOLING TOWER	MODEL #	CATC-225	SCALE	NTS	DWG. #	T2241836-MRB-RS	REV.		DATE	5/18/2024	SERIAL #	
------	---------------	---------	----------	-------	-----	--------	-----------------	------	--	------	-----------	----------	--

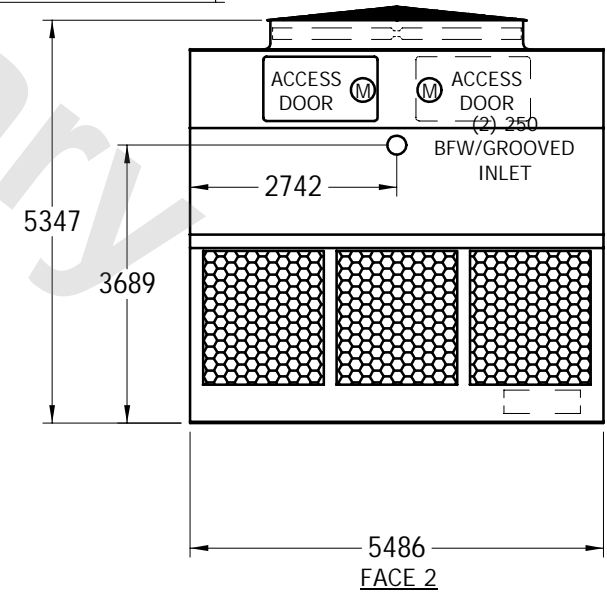
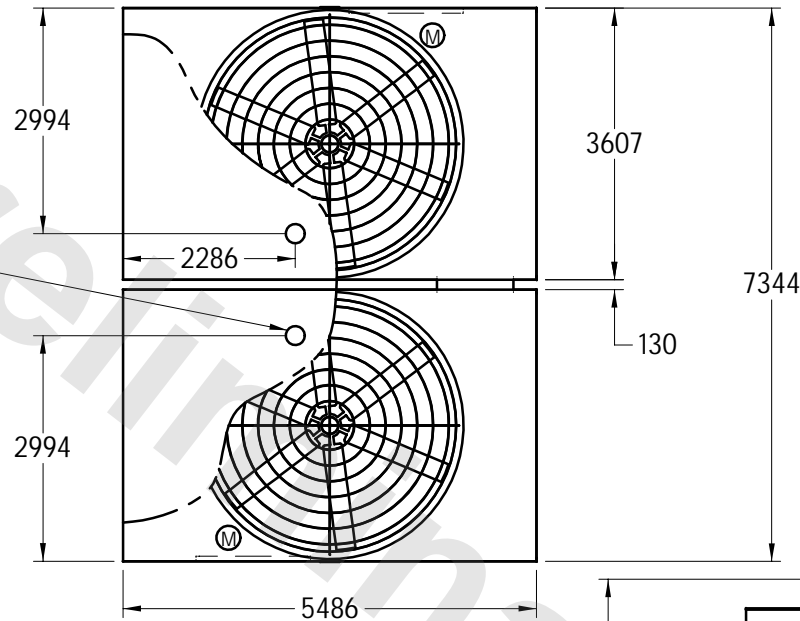
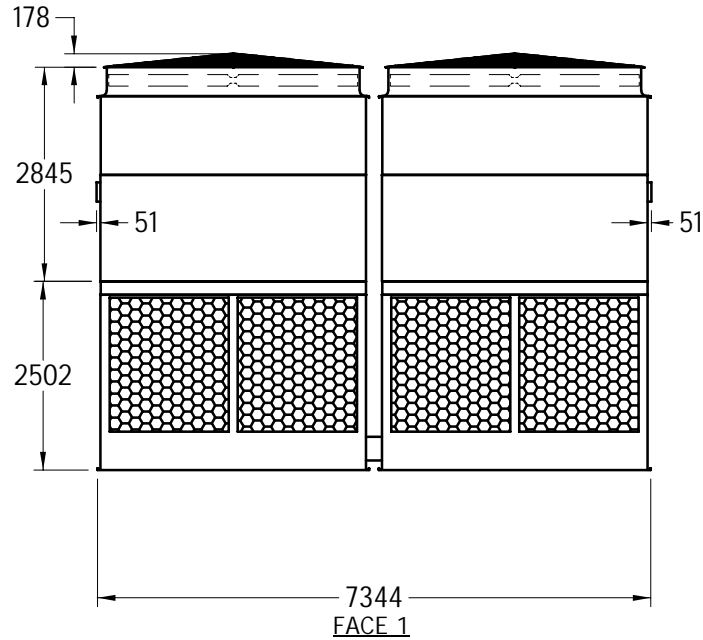
NOTES:

1. (M) - FAN MOTOR LOCATION
2. HEAVIEST SECTION IS UPPER SECTION
3. MPT DENOTES MALE PIPE THREAD
FPT DENOTES FEMALE PIPE THREAD
BFW DENOTES BEVELED FOR WELDING
4. + UNIT WEIGHT DOES NOT INCLUDE ACCESSORIES (SEE SEPARATE DRAWINGS FOR ACCESSORIES)
5. 19mm DIA. MOUNTING HOLES. REFER TO RECOMMENDED STEEL SUPPORT DRAWING

(2) BFW
BOTTOM OUTLET

FACE 1

FACE 2
PLAN VIEW



SHIPPING WEIGHT	10650	kg	+	OPERATING WEIGHT	14080	kg	HEAVIEST SECTION WEIGHT	3640	kg	NO. OF SHIPPING SECTIONS	4
-----------------	-------	----	---	------------------	-------	----	-------------------------	------	----	--------------------------	---