

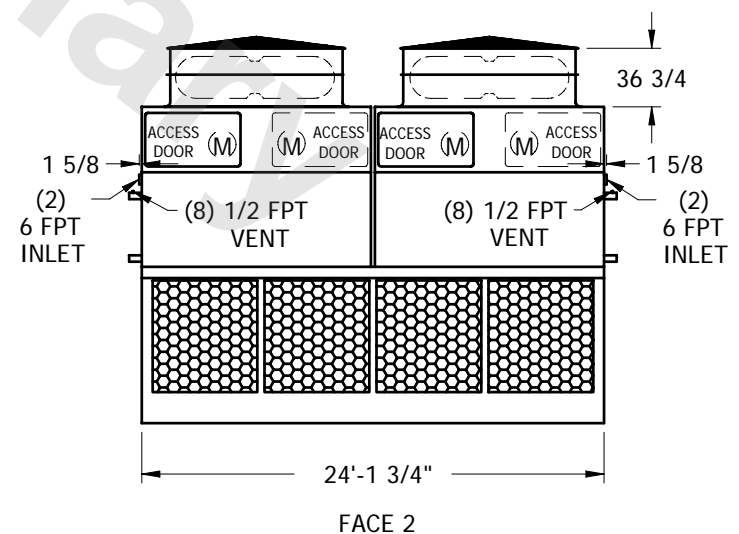
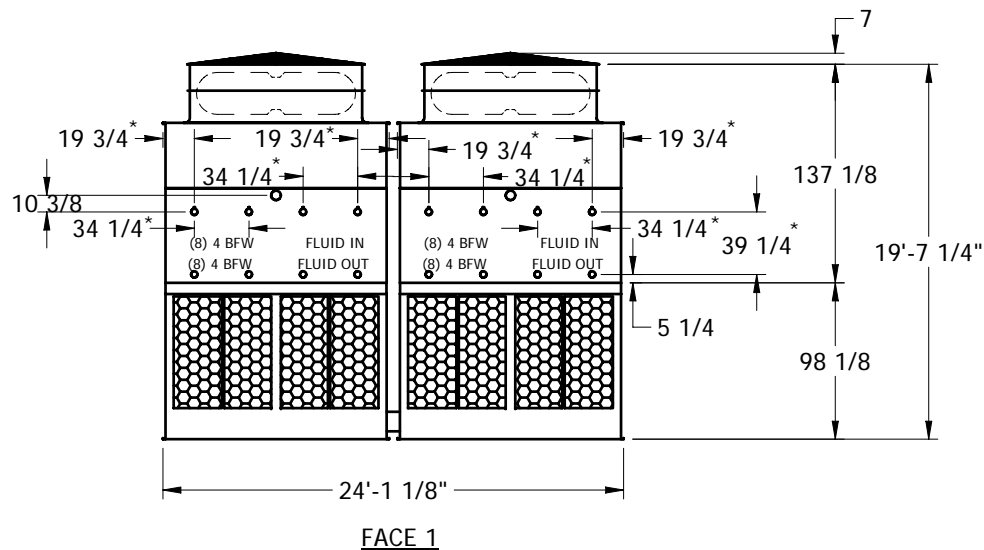
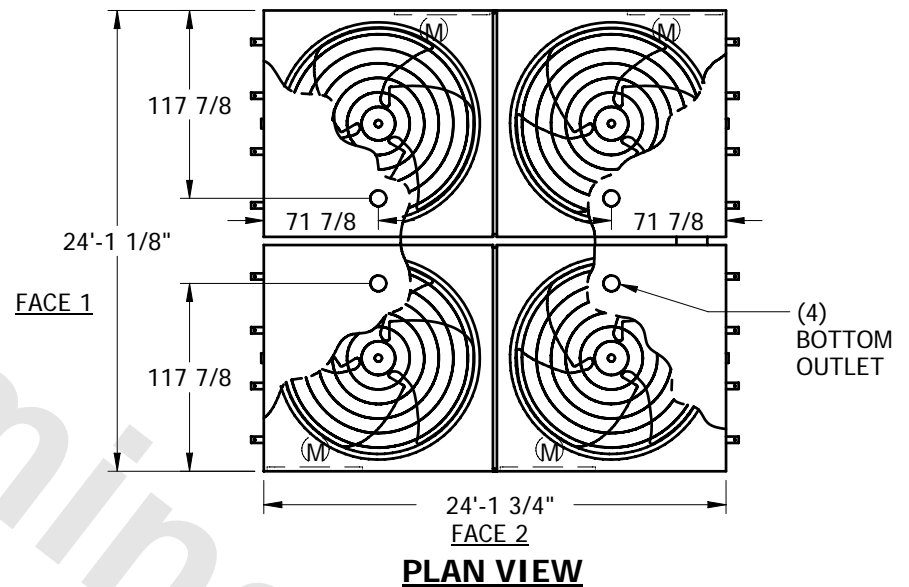
EVAPCO, INC.



UNIT	CLOSED CIRCUIT COOLER	MODEL #	CATC-220	SCALE	NTS	DWG. #	W2242410-ERD-SLHR	REV.		DATE	5/18/2024	SERIAL #	
------	-----------------------	---------	----------	-------	-----	--------	-------------------	------	--	------	-----------	----------	--

NOTES:

1. (M)- FAN MOTOR LOCATION
2. HEAVIEST SECTION IS UPPER SECTION
3. MPT DENOTES MALE PIPE THREAD
FPT DENOTES FEMALE PIPE THREAD
BFW DENOTES BEVELED FOR WELDING
4. + UNIT WEIGHT DOES NOT INCLUDE ACCESSORIES (SEE SEPARATE DRAWINGS FOR ACCESSORIES)
5. 3/4" DIA. MOUNTING HOLES. REFER TO RECOMMENDED STEEL SUPPORT DRAWING
6. THE SPRAY PUMP SHOULD BE SIZED FOR 3200 GPM AND 2.5 PSIG AT THE INLET CONNECTION
7. *- APPROXIMATE DIMENSIONS DO NOT USE FOR PRE-FABRICATION OF CONNECTING PIPING



SHIPPING WEIGHT	81680	lbs. +	OPERATING WEIGHT	108480	lbs.	HEAVIEST SECTION WEIGHT	17740	lbs.	NO. OF SHIPPING SECTIONS	6
-----------------	-------	--------	------------------	--------	------	-------------------------	-------	------	--------------------------	---