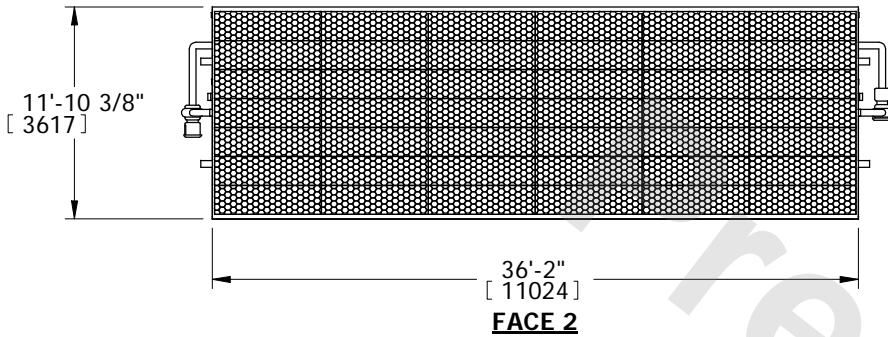


EVAPCO, INC.



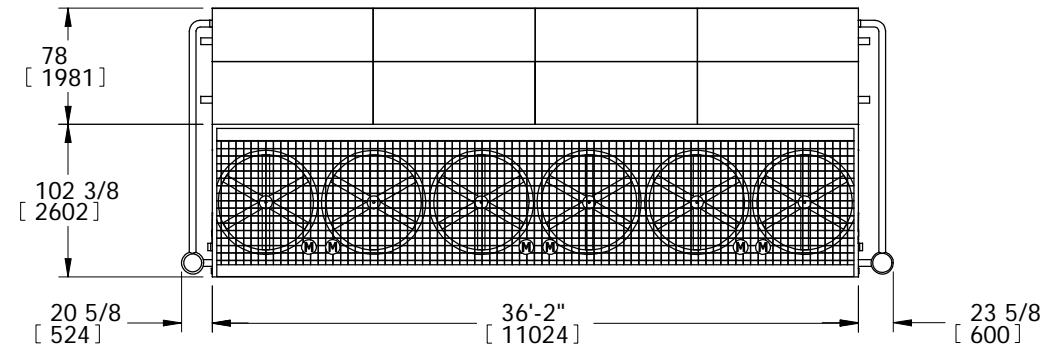
UNIT	MODEL #	SCALE	DWG. #	REV.	DATE	SERIAL #
EVAPORATIVE CONDENSER		N.T.S.	CE123610-DLC-ST	-		



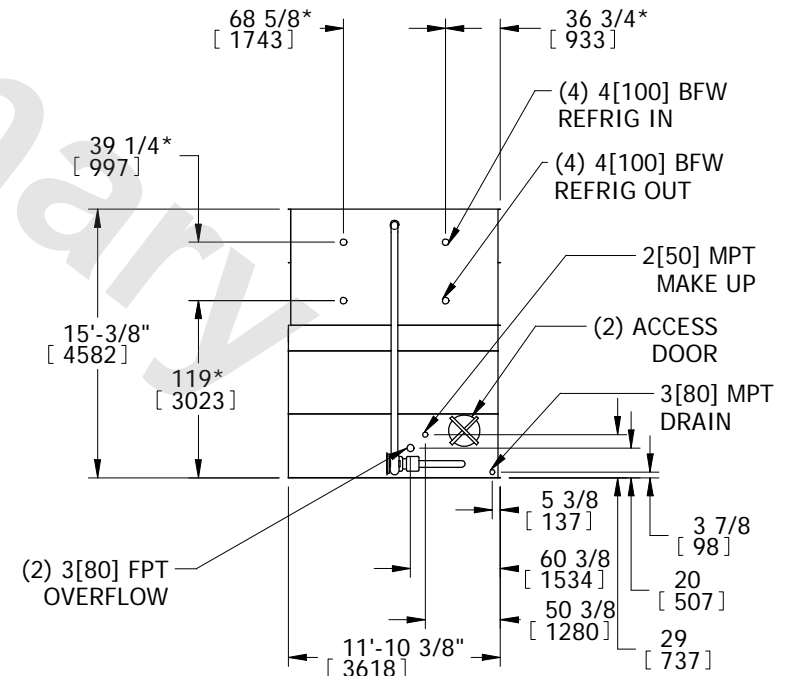
**FACE 1
PLAN VIEW**

NOTES:

1. (M)- FAN MOTOR LOCATION
2. HEAVIEST SECTION IS UPPER SECTION
3. MPT DENOTES MALE PIPE THREAD
FPT DENOTES FEMALE PIPE THREAD
BFW DENOTES BEVELED FOR WELDING
4. +UNIT WEIGHT DOES NOT INCLUDE
ACCESSORIES (SEE ACCESSORY DRAWINGS)
5. 3/4" DIA. MOUNTING HOLES. REFER TO
RECOMMENDED STEEL SUPPORT DRAWING.
6. MAKE-UP WATER PRESSURE
20 psi MIN [137 kPa], 50 psi MAX [344 kPa]
7. *-APPROXIMATE DIMENSIONS DO NOT USE
FOR PRE-FABRICATION OF CONNECTING
PIPING
8. DIMENSIONS LISTED AS FOLLOWS: ENGLISH IN
[METRIC] [mm]



FACE 2



FACE 1

SHIPPING WEIGHT	58860 lbs+ [26698] kg+	OPERATING WEIGHT	76560 lbs+ [34727] kg+	HEAVIEST SECTION WEIGHT	22100 lbs+ [10024] kg+	NO. OF SHIPPING SECTIONS	3
-----------------	------------------------	------------------	------------------------	-------------------------	------------------------	--------------------------	---