

EVAPCO, INC.

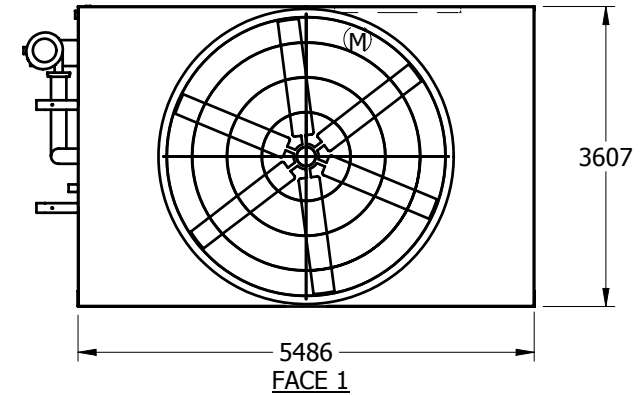


UNIT	CLOSED CIRCUIT COOLER	MODEL #	LSCE 1030	SCALE	NTS	DWG. #	WZ12184808-MRA-ST	REV.		DATE	5/19/2024	SERIAL #	
------	------------------------------	---------	-----------	-------	-----	--------	-------------------	------	--	------	-----------	----------	--

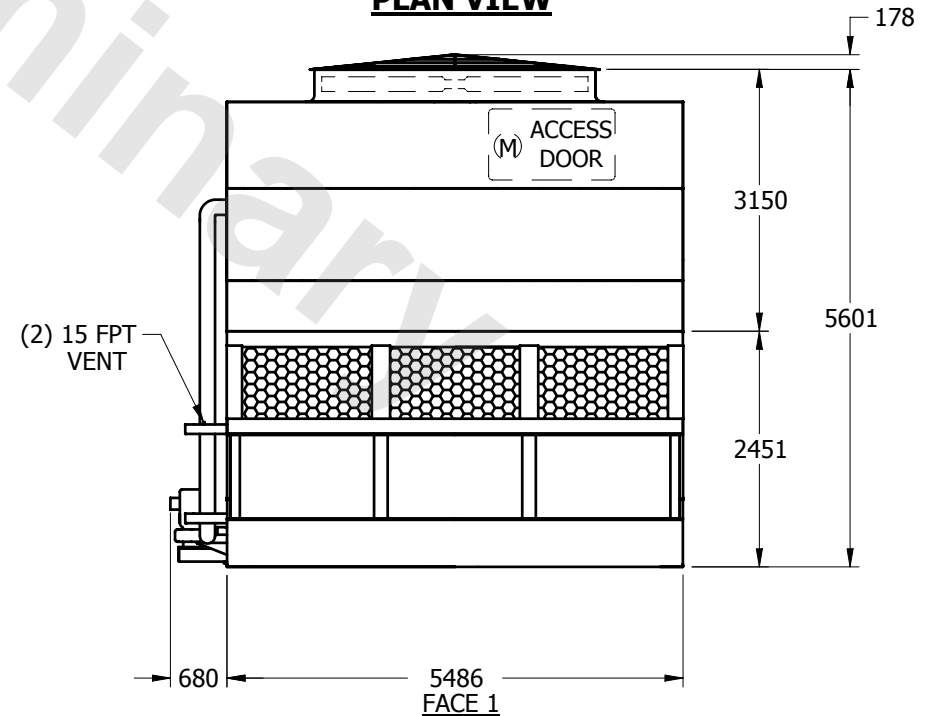
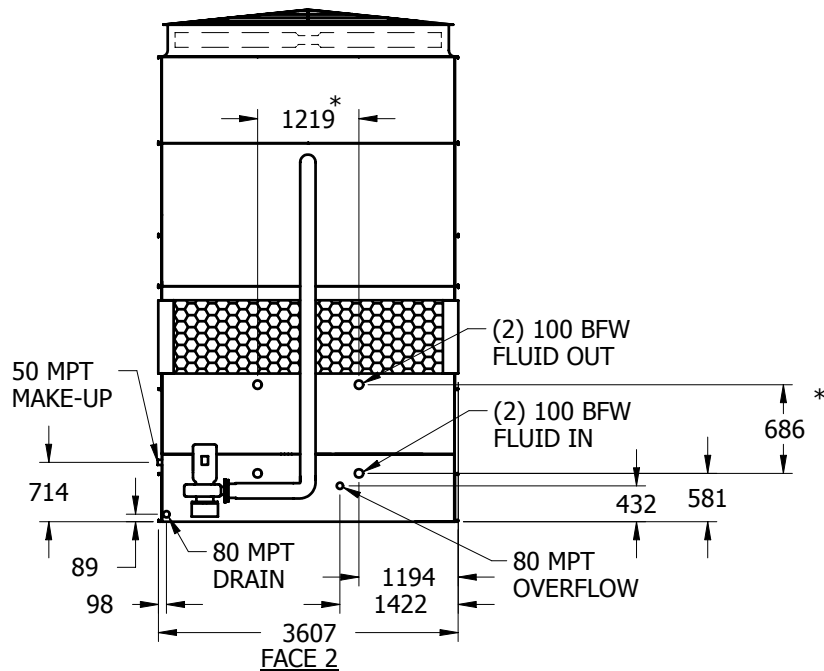
NOTES:

1. (M) - FAN MOTOR LOCATION
2. HEAVIEST SECTION IS LOWER SECTION
3. MPT DENOTES MALE PIPE THREAD
FPT DENOTES FEMALE PIPE THREAD
BFW DENOTES BEVELED FOR WELDING
4. † UNIT WEIGHT DOES NOT INCLUDE ACCESSORIES (SEE SEPARATE DRAWINGS FOR ACCESSORIES)
5. 19mm DIA. MOUNTING HOLES. REFER TO RECOMMENDED STEEL SUPPORT DRAWING
6. MAKE-UP WATER PRESSURE-137 kPa MIN, 344 kPa MAX
7. - APPROXIMATE DIMENSIONS DO NOT USE FOR PRE-FABRICATION OF CONNECTING PIPING
8. MAKE-UP IS LOCATED 121mm FROM CONNECTION END

FACE 2



FACE 1
PLAN VIEW



SHIPPING WEIGHT	11050	kg	+	OPERATING WEIGHT	16855	kg	HEAVIEST SECTION WEIGHT	7085	kg	NO. OF SHIPPING SECTIONS	2
-----------------	-------	----	---	------------------	-------	----	-------------------------	------	----	--------------------------	---