

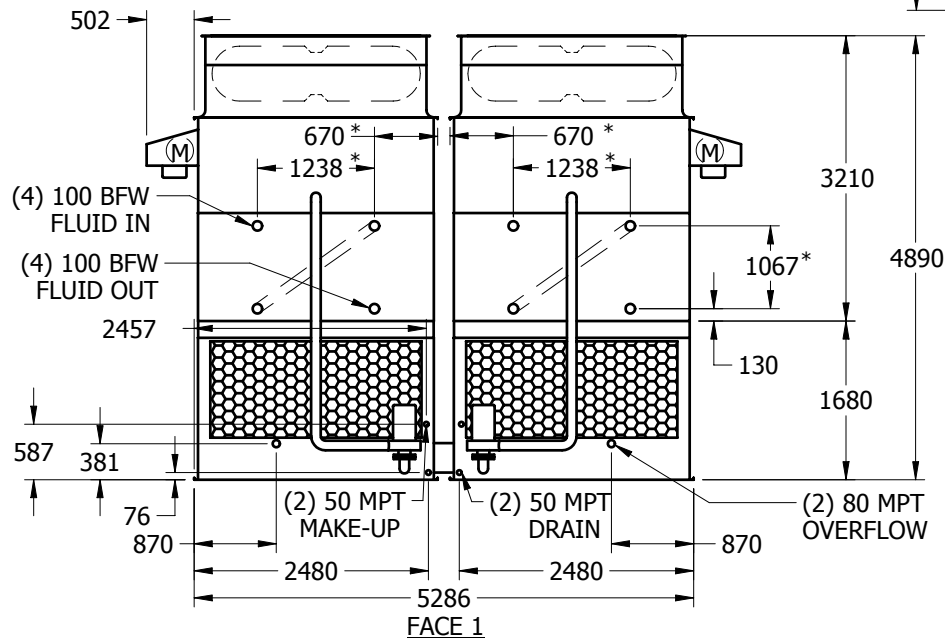
EVAPCO, INC.



UNIT	CLOSED CIRCUIT COOLER	MODEL #	AT 124-4N30-EV	SCALE	NTS	DWG. #	W2171412-MRA-SLSF	REV.		DATE	5/15/2024	SERIAL #	
------	-----------------------	---------	----------------	-------	-----	--------	-------------------	------	--	------	-----------	----------	--

NOTES:

1. (M)- FAN MOTOR LOCATION
2. HEAVIEST SECTION IS UPPER SECTION
3. MPT DENOTES MALE PIPE THREAD
FPT DENOTES FEMALE PIPE THREAD
BFW DENOTES BEVELED FOR WELDING
4. + UNIT WEIGHT DOES NOT INCLUDE ACCESSORIES (SEE SEPARATE DRAWINGS FOR ACCESSORIES)
5. 19mm DIA. MOUNTING HOLES. REFER TO RECOMMENDED STEEL SUPPORT DRAWING
6. MAKE-UP WATER PRESSURE-137 kPa MIN, 344 kPa MAX
7. *- APPROXIMATE DIMENSIONS DO NOT USE FOR PRE-FABRICATION OF CONNECTING PIPING
8. SERIES FLOW PIPING AND AUX. CROSSOVER DRAIN BY OTHERS



FACE 1

5286

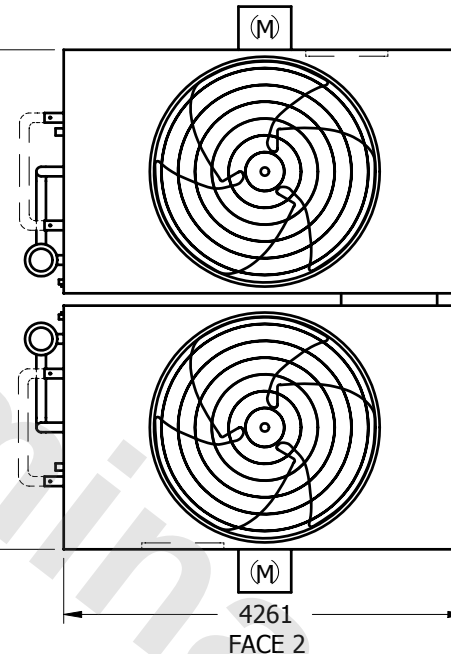
3210

4890

1680

870

FACE 1

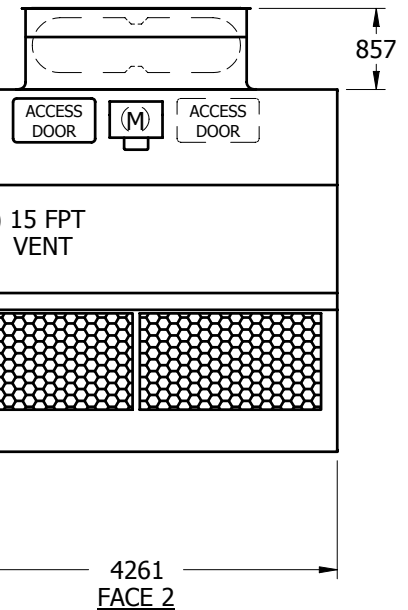


FACE 2

PLAN VIEW

SERIES FLOW PIPING (SEE NOTE 8)

AUX. CROSSOVER DRAIN (SEE NOTE 8)



857

410

FACE 2

SHIPPING WEIGHT	16425	kg +	OPERATING WEIGHT	24380	kg	HEAVIEST SECTION WEIGHT	7295	kg	NO. OF SHIPPING SECTIONS	4
-----------------	-------	------	------------------	-------	----	-------------------------	------	----	--------------------------	---