

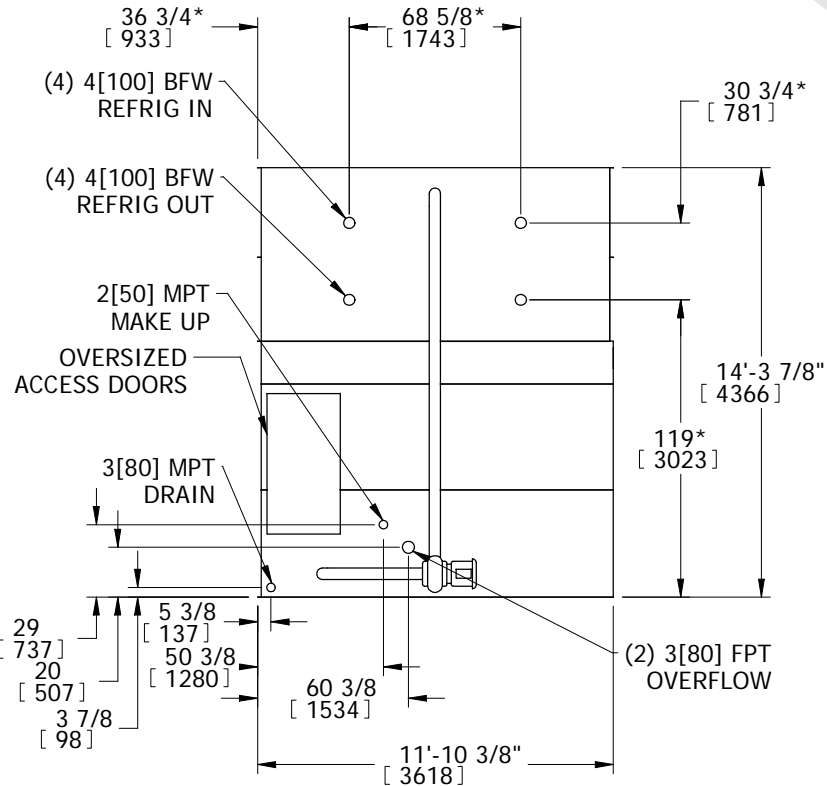
# EVAPCO, INC.



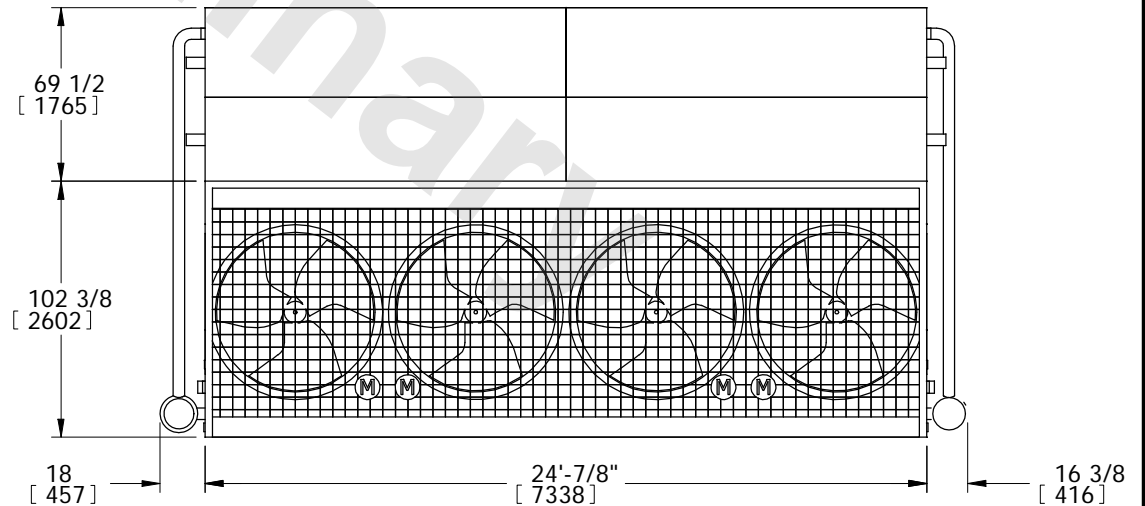
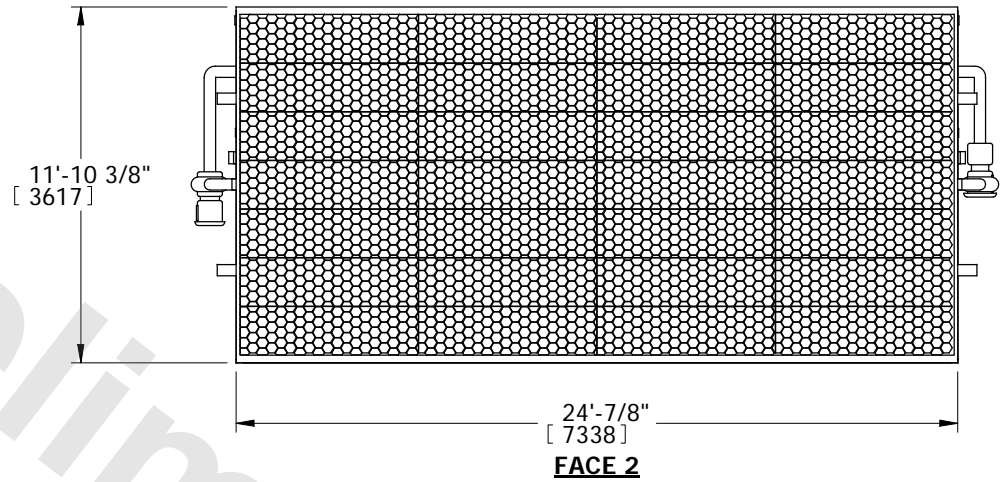
|                                      |                      |                 |                           |           |                  |          |
|--------------------------------------|----------------------|-----------------|---------------------------|-----------|------------------|----------|
| UNIT<br><b>EVAPORATIVE CONDENSER</b> | MODEL #<br>PMCQ-1020 | SCALE<br>N.T.S. | DWG. #<br>CQ122408-DRA-ST | REV.<br>- | DATE<br>5/2/2024 | SERIAL # |
|--------------------------------------|----------------------|-----------------|---------------------------|-----------|------------------|----------|

- NOTES:
1. (M)- FAN MOTOR LOCATION
  2. HEAVIEST SECTION IS UPPER SECTION
  3. MPT DENOTES MALE PIPE THREAD  
FPT DENOTES FEMALE PIPE THREAD  
BFW DENOTES BEVELED FOR WELDING
  4. +UNIT WEIGHT DOES NOT INCLUDE  
ACCESSORIES (SEE ACCESSORY DRAWINGS)
  5. 3/4" DIA. MOUNTING HOLES. REFER TO  
RECOMMENDED STEEL SUPPORT DRAWING.
  6. MAKE-UP WATER PRESSURE  
20 psi MIN [137 kPa], 50 psi MAX [344 kPa]
  7. \*-APPROXIMATE DIMENSIONS DO NOT USE  
FOR PRE-FABRICATION OF CONNECTING  
PIPING
  8. DIMENSIONS LISTED AS FOLLOWS: ENGLISH IN  
[METRIC] [mm]

**FACE 1  
PLAN VIEW**



**FACE 1**



**FACE 2**

|   |  |  |                               |
|---|--|--|-------------------------------|
| SHIPPING WEIGHT<br>36000 lbs+ [16329] kg+ | OPERATING WEIGHT<br>46570 lbs+ [21124] kg+ | HEAVIEST SECTION WEIGHT<br>12150 lbs+ [5511] kg+ | NO. OF SHIPPING SECTIONS<br>3 |
|---|--|--|-------------------------------|