

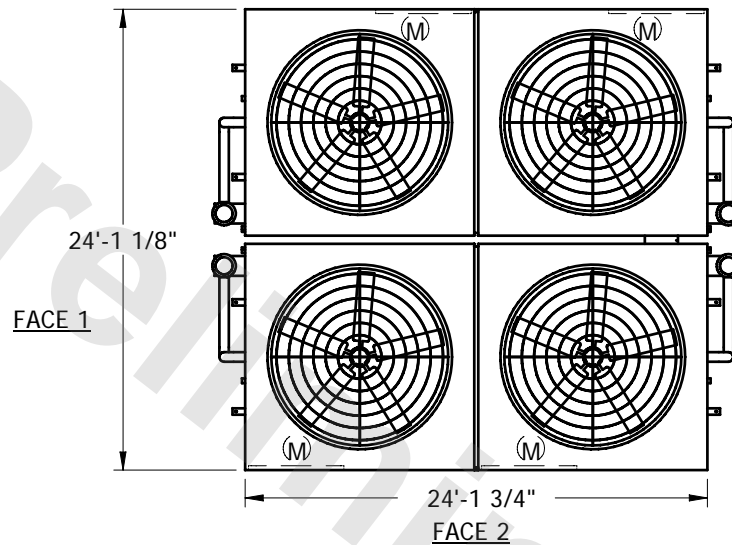
# EVAPCO, INC.



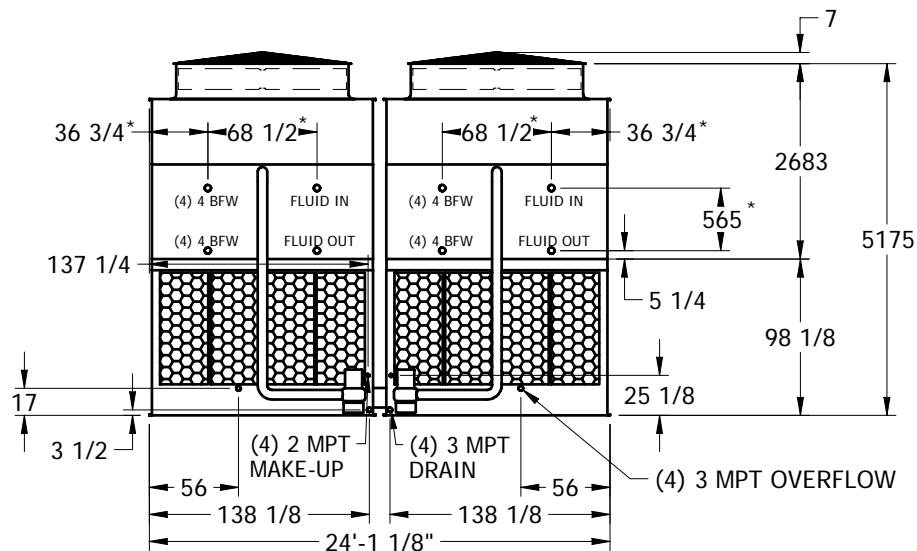
UNIT	CLOSED CIRCUIT COOLER	MODEL #	ATC-105E	SCALE	NTS	DWG. #	W2242406-MRC-LF	REV.		DATE	5/20/2024	SERIAL #	
------	-----------------------	---------	----------	-------	-----	--------	-----------------	------	--	------	-----------	----------	--

## NOTES:

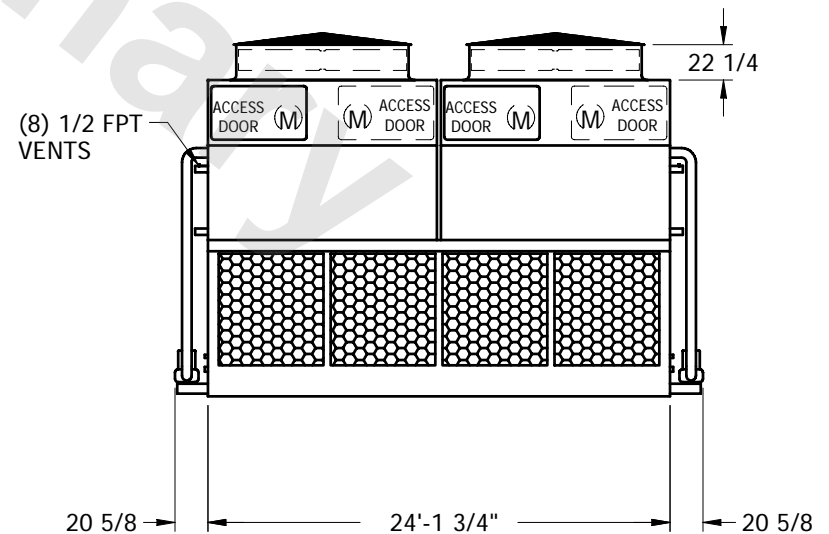
1. (M)- FAN MOTOR LOCATION
2. HEAVIEST SECTION IS UPPER SECTION
3. MPT DENOTES MALE PIPE THREAD  
FPT DENOTES FEMALE PIPE THREAD  
BFW DENOTES BEVELED FOR WELDING
4. + UNIT WEIGHT DOES NOT INCLUDE ACCESSORIES (SEE SEPARATE DRAWINGS FOR ACCESSORIES)
5. 3/4" DIA. MOUNTING HOLES. REFER TO RECOMMENDED STEEL SUPPORT DRAWING
6. MAKE-UP WATER PRESSURE-20 psi MIN, 50 psi MAX
7. \* - APPROXIMATE DIMENSIONS DO NOT USE FOR PRE-FABRICATION OF CONNECTING PIPING.



**PLAN VIEW**



**FACE 1**



**FACE 2**

SHIPPING WEIGHT	27320	lbs. +	OPERATING WEIGHT	43420	lbs.	HEAVIEST SECTION WEIGHT	5615	lbs.	NO. OF SHIPPING SECTIONS	6
-----------------	-------	--------	------------------	-------	------	-------------------------	------	------	--------------------------	---