

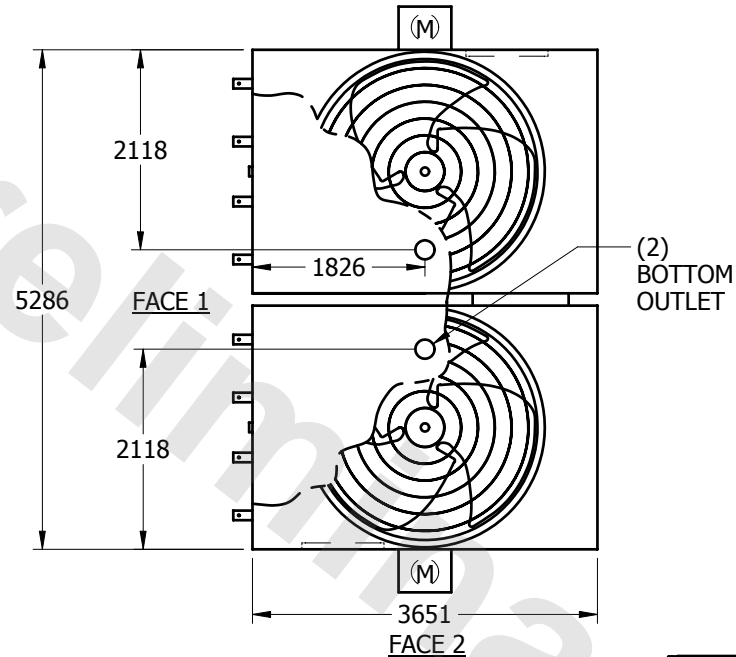
EVAPCO, INC.



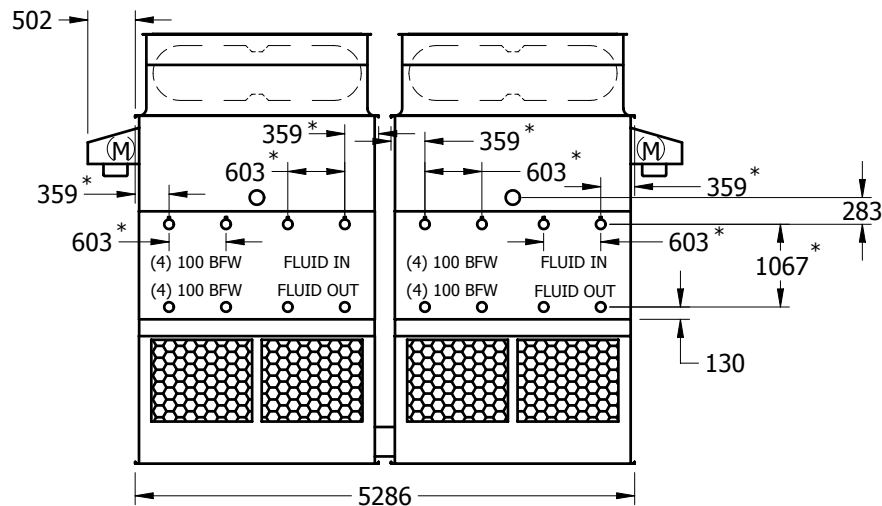
UNIT	CLOSED CIRCUIT COOLER	MODEL #	AT 428-3N48	SCALE	NTS	DWG. #	W2171212-MRA-SLHR	REV.		DATE	5/18/2024	SERIAL #	
------	-----------------------	---------	-------------	-------	-----	--------	-------------------	------	--	------	-----------	----------	--

NOTES:

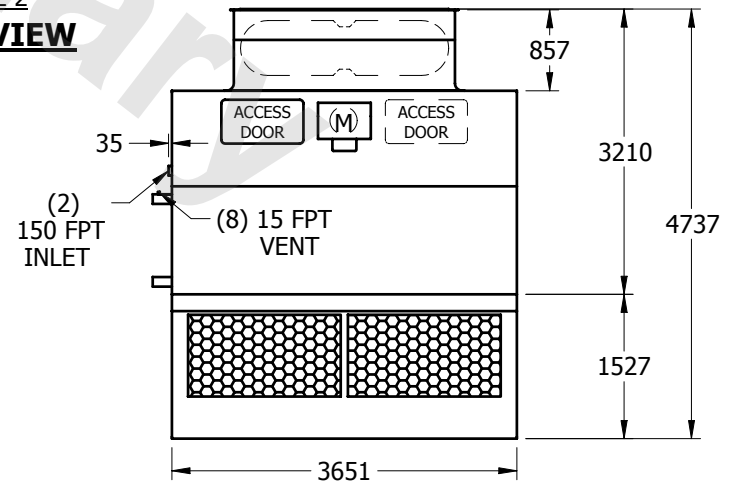
1. (M)- FAN MOTOR LOCATION
2. HEAVIEST SECTION IS UPPER SECTION
3. MPT DENOTES MALE PIPE THREAD
FPT DENOTES FEMALE PIPE THREAD
BFW DENOTES BEVELED FOR WELDING
4. + UNIT WEIGHT DOES NOT INCLUDE ACCESSORIES (SEE SEPARATE DRAWINGS FOR ACCESSORIES)
5. 19mm DIA. MOUNTING HOLES. REFER TO RECOMMENDED STEEL SUPPORT DRAWING
6. THE SPRAY PUMP SHOULD BE SIZED FOR 69 L/S AND 17 kPa AT THE INLET CONNECTION
7. *- APPROXIMATE DIMENSIONS DO NOT USE FOR PRE-FABRICATION OF CONNECTING PIPING



PLAN VIEW



FACE 1



FACE 2

SHIPPING WEIGHT	14405	kg +	OPERATING WEIGHT	19685	kg	HEAVIEST SECTION WEIGHT	6380	kg	NO. OF SHIPPING SECTIONS	4
-----------------	-------	------	------------------	-------	----	-------------------------	------	----	--------------------------	---