

EVAPCO, INC.




UNIT	COOLING TOWER	MODEL #	PMC-949E	SCALE	NTS	DWG. #	TL0P1812-MRD-ST	REV.		DATE	4/26/2024	SERIAL #	
------	---------------	---------	----------	-------	-----	--------	-----------------	------	--	------	-----------	----------	--

NOTES:

1. (M) - FAN MOTOR LOCATION
2. MAKE-UP WATER PRESSURE IS 137 kPa MIN.
344 kPa MAX.
3. MPT DENOTES MALE PIPE THREAD
FPT DENOTES FEMALE PIPE THREAD
BFW DENOTES BEVELED FOR WELDING
4. + UNIT WEIGHT DOES NOT INCLUDE
ACCESSORIES (SEE SEPARATE DRAWINGS
FOR ACCESSORIES)
5. 19 mm DIA. MOUNTING HOLES. REFER TO
RECOMMENDED STEEL SUPPORT
DRAWING
6. HEAVIEST SECTION IS LOWER SECTION

FACE 2

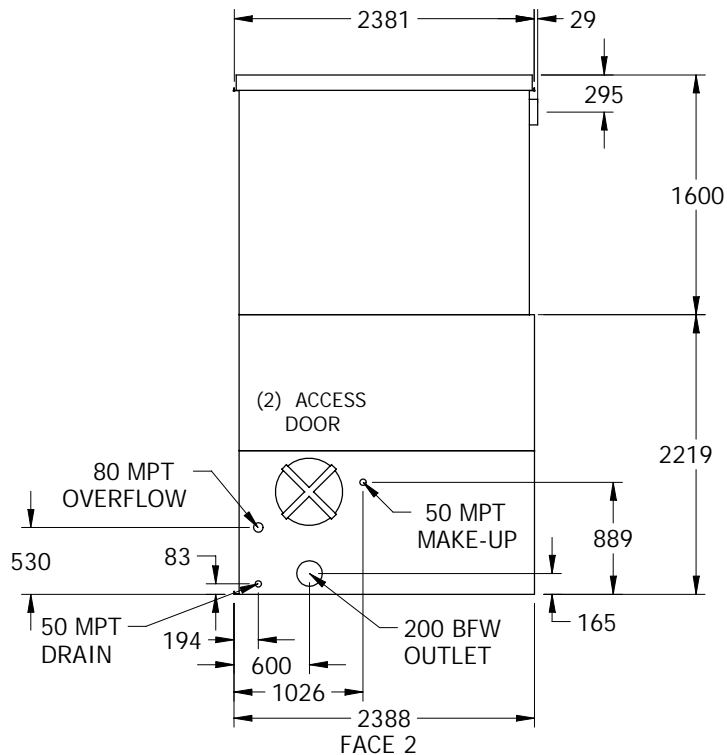
2388



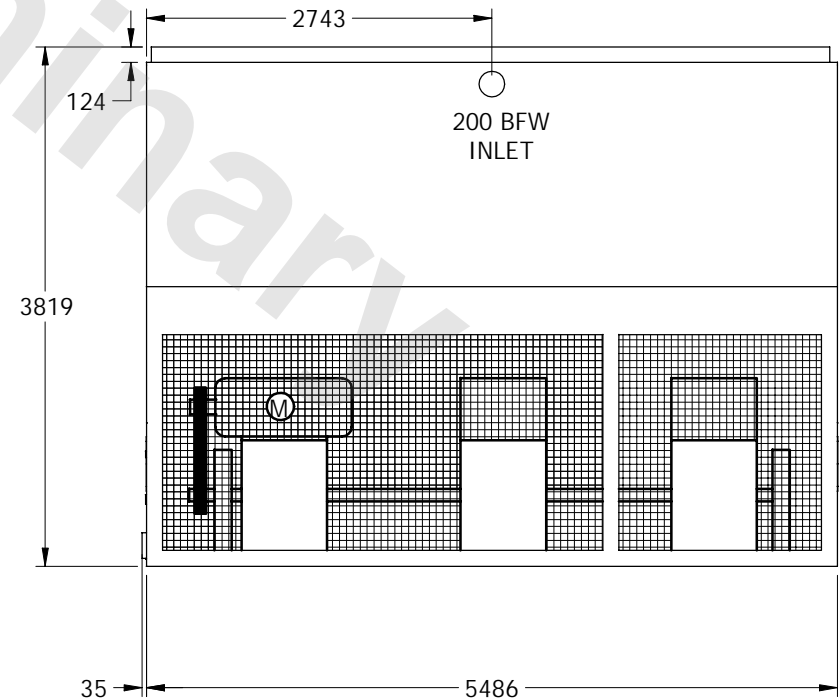
5486

FACE 1

PLAN VIEW



FACE 2



FACE 1

SHIPPING WEIGHT	3740	kg +	OPERATING WEIGHT	6485	kg	HEAVIEST SECTION WEIGHT	2320	kg	NO. OF SHIPPING SECTIONS	2
-----------------	------	------	------------------	------	----	-------------------------	------	----	--------------------------	---