

CONFIDENTIAL

This document is the property of Evapco, Inc. It should not be copied or disclosed without prior written authorization.

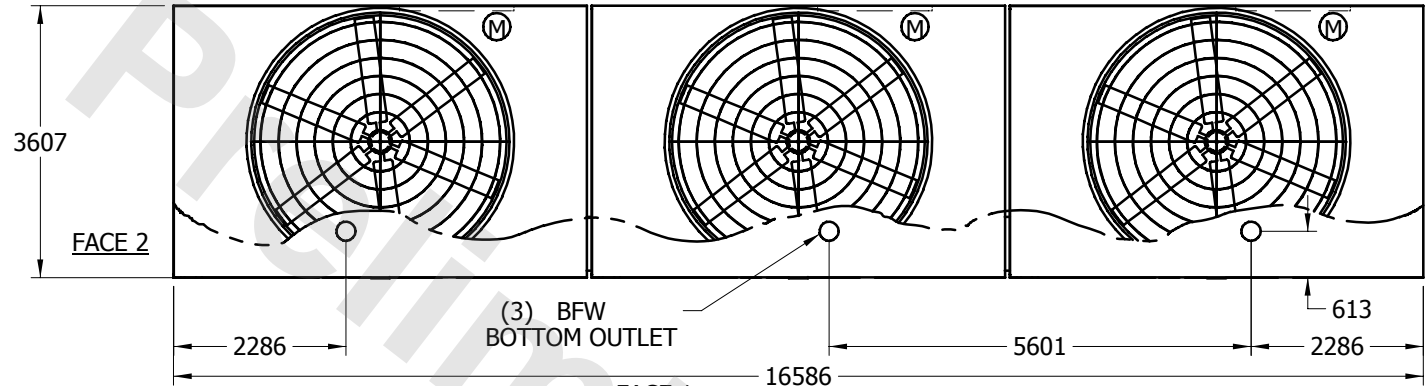
EVAPCO, INC.



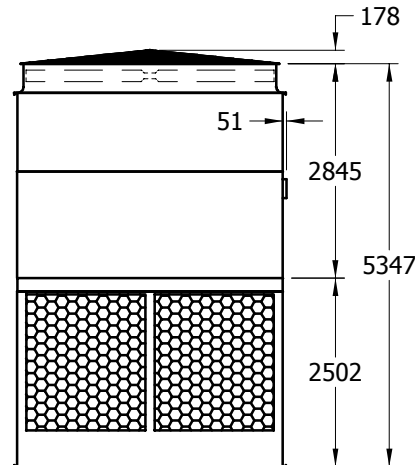
UNIT	COOLING TOWER	MODEL #	PMC-992E	SCALE	NTS	DWG. #	T2125436-MRB-RS	REV.		DATE	4/18/2024	SERIAL #	
-------------	----------------------	----------------	----------	--------------	-----	---------------	-----------------	-------------	--	-------------	-----------	-----------------	--

NOTES:

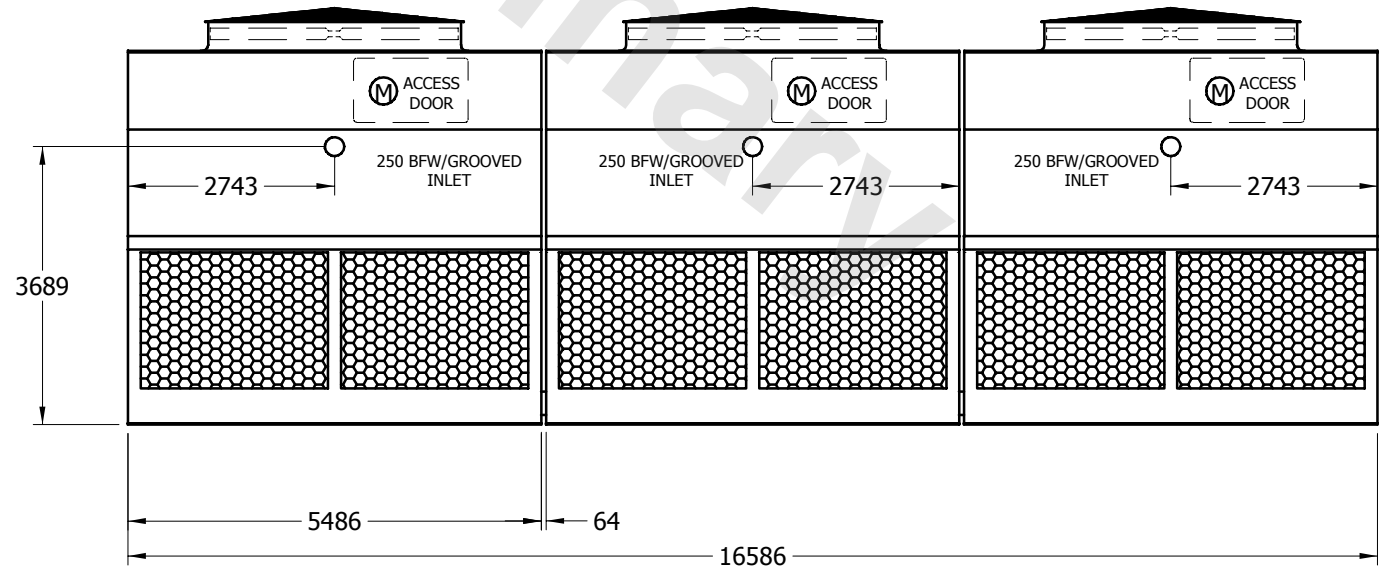
1. (M) - FAN MOTOR LOCATION
2. HEAVIEST SECTION IS UPPER SECTION
3. MPT DENOTES MALE PIPE THREAD
FPT DENOTES FEMALE PIPE THREAD
BFW DENOTES BEVELED FOR WELDING
4. + UNIT WEIGHT DOES NOT INCLUDE ACCESSORIES (SEE SEPARATE DRAWINGS FOR ACCESSORIES)
5. 19mm DIA. MOUNTING HOLES. REFER TO RECOMMENDED STEEL SUPPORT DRAWING



FACE 1
PLAN VIEW



FACE 2



FACE 1

SHIPPING WEIGHT	16140	kg	OPERATING WEIGHT	21285	kg	HEAVIEST SECTION WEIGHT	3640	kg	NO. OF SHIPPING SECTIONS	6
------------------------	-------	-----------	-------------------------	-------	-----------	--------------------------------	------	-----------	---------------------------------	---