

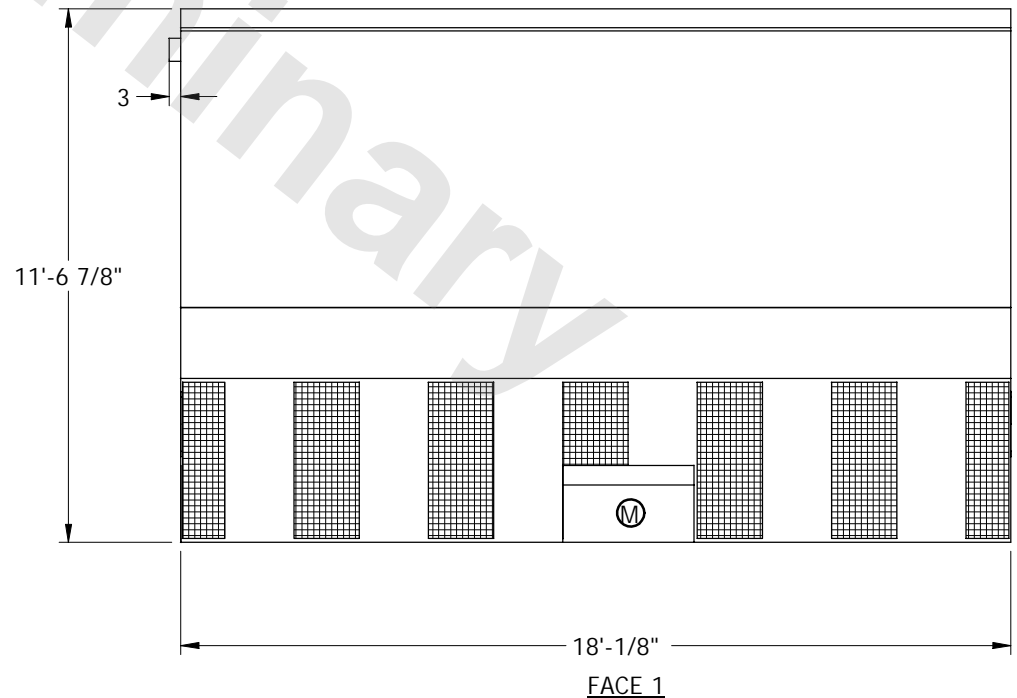
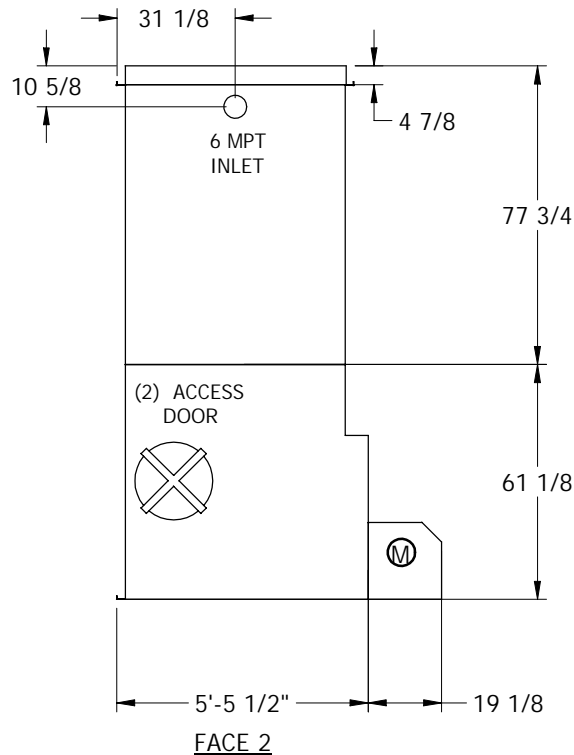
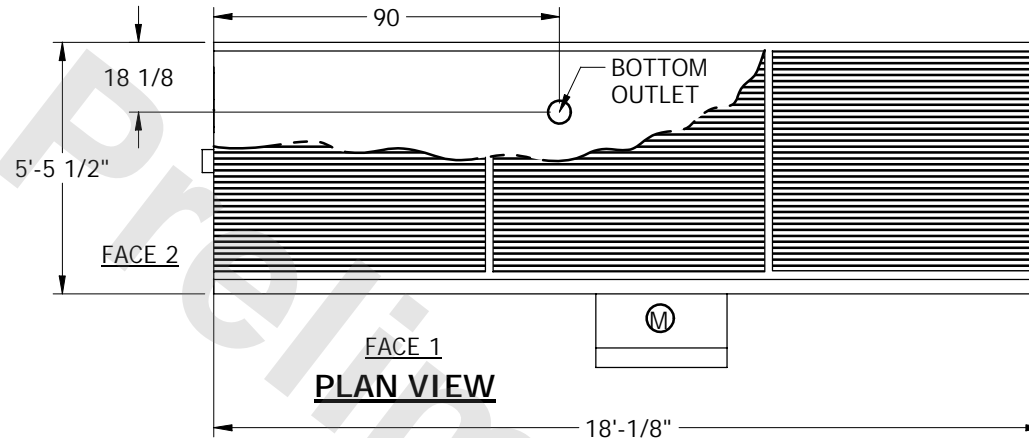
# EVAPCO, INC.



UNIT	COOLING TOWER	MODEL #	LSCE 1020	SCALE	NTS	DWG. #	TL051824-ERD-RS	REV.		DATE	5/18/2024	SERIAL #	
------	---------------	---------	-----------	-------	-----	--------	-----------------	------	--	------	-----------	----------	--

## NOTES:

1. (M) - FAN MOTOR LOCATION
2. MPT DENOTES MALE PIPE THREAD  
FPT DENOTES FEMALE PIPE THREAD  
BEV DENOTES BEVELED FOR WELDING
3. + UNIT WEIGHT DOES NOT INCLUDE ACCESSORIES (SEE SEPARATE DRAWINGS FOR ACCESSORIES)
4. 3/4" DIA. MOUNTING HOLES. REFER TO RECOMMENDED STEEL SUPPORT DRAWING
5. HEAVIEST SECTION IS LOWER SECTION



SHIPPING WEIGHT	6130	lbs. +	OPERATING WEIGHT	7840	lbs.	HEAVIEST SECTION WEIGHT	3690	lbs.	NO. OF SHIPPING SECTIONS	2
-----------------	------	--------	------------------	------	------	-------------------------	------	------	--------------------------	---