

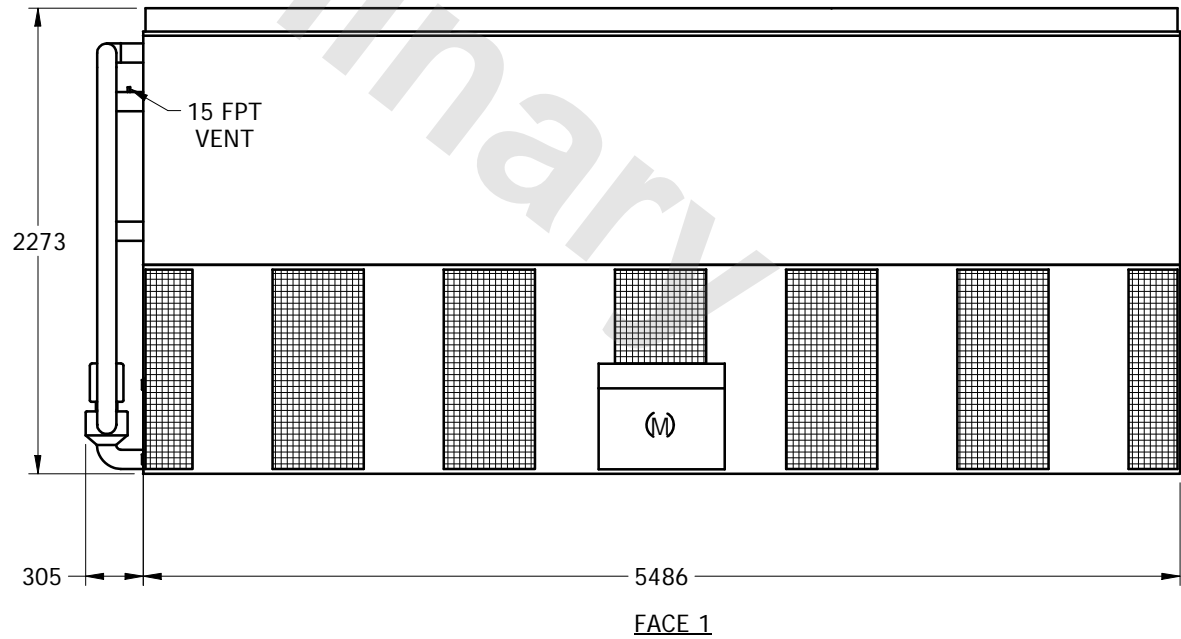
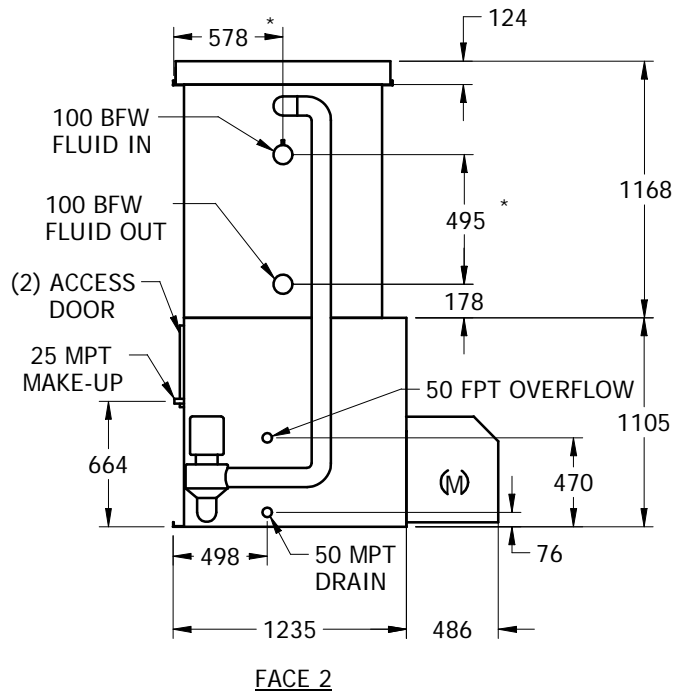
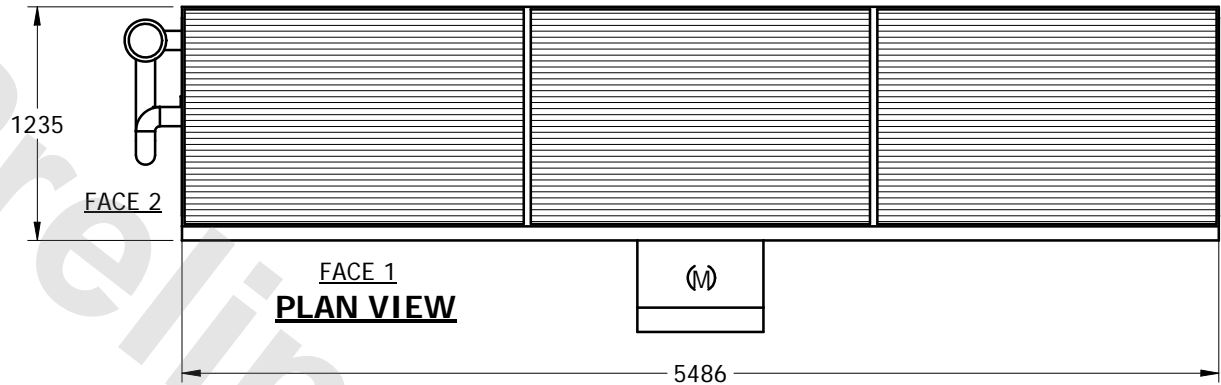
EVAPCO, INC.



UNIT	CLOSED CIRCUIT COOLER	MODEL #	LSWA 116A	SCALE	NTS	DWG. #	WL041806-MRI-ST	REV.		DATE	4/18/2024	SERIAL #	
------	-----------------------	---------	-----------	-------	-----	--------	-----------------	------	--	------	-----------	----------	--

NOTES:

1. (M) - FAN MOTOR LOCATION
2. MAKE-UP LOCATED 194mm FROM CONNECTION END OF UNIT
3. MPT DENOTES MALE PIPE THREAD
FPT DENOTES FEMALE PIPE THREAD
BFW DENOTES BEVELED FOR WELDING
4. + UNIT WEIGHT DOES NOT INCLUDE ACCESSORIES (SEE SEPARATE DRAWINGS FOR ACCESSORIES)
5. 19mm DIA. MOUNTING HOLES. REFER TO RECOMMENDED STEEL SUPPORT DRAWING
6. MAKE-UP WATER PRESSURE-137 kPA MIN, 344 kPA MAX
7. * - APPROXIMATE DIMENSIONS DO NOT USE FOR PRE-FABRICATION OF CONNECTING PIPING.



SHIPPING WEIGHT	3426	+	OPERATING WEIGHT	4955	HEAVIEST SECTION WEIGHT	2205	NO. OF SHIPPING SECTIONS	2
-----------------	------	---	------------------	------	-------------------------	------	--------------------------	---