

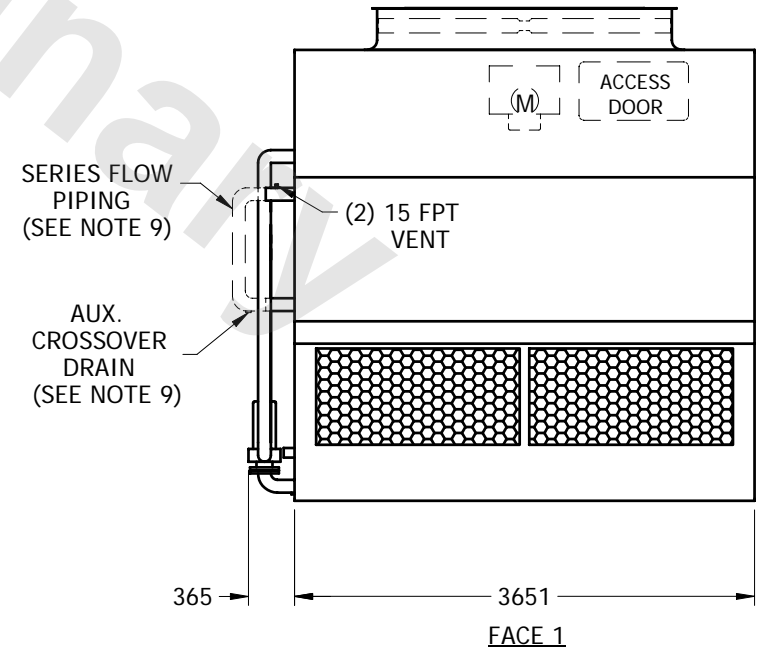
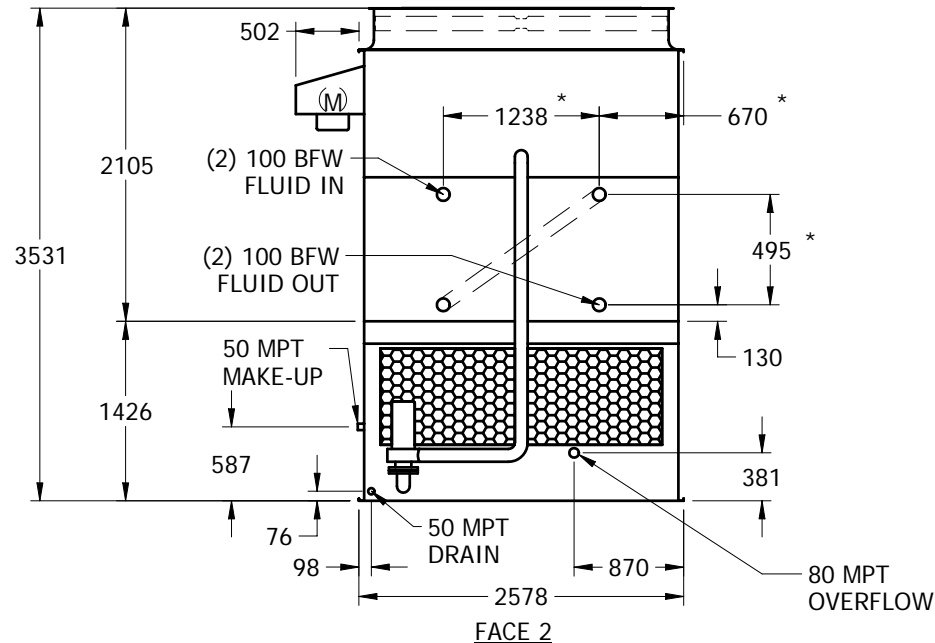
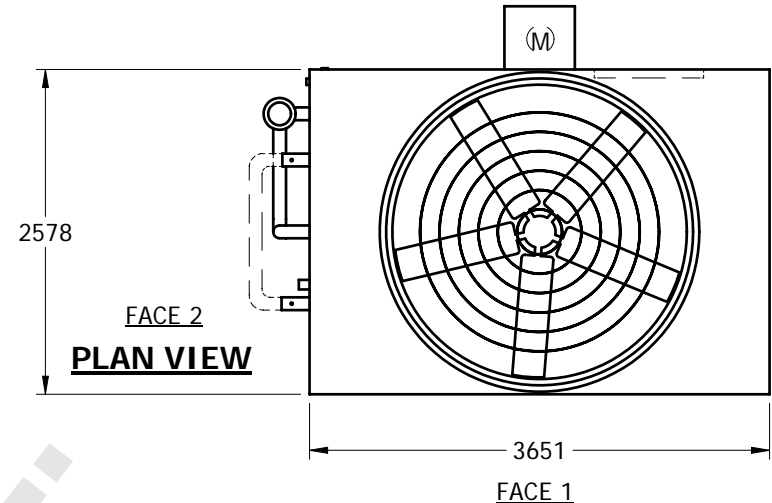
EVAPCO, INC.



UNIT	CLOSED CIRCUIT COOLER	MODEL #	ATWB 9-7M14-Z	SCALE	NTS	DWG. #	W2091206-MRC-SF	REV.		DATE	5/19/2024	SERIAL #	
------	-----------------------	---------	---------------	-------	-----	--------	-----------------	------	--	------	-----------	----------	--

NOTES:

1. (M)- FAN MOTOR LOCATION
2. HEAVIEST SECTION IS UPPER SECTION
3. MPT DENOTES MALE PIPE THREAD
FPT DENOTES FEMALE PIPE THREAD
BFW DENOTES BEVELED FOR WELDING
4. + UNIT WEIGHT DOES NOT INCLUDE ACCESSORIES (SEE SEPARATE DRAWINGS FOR ACCESSORIES)
5. 19mm DIA. MOUNTING HOLES. REFER TO RECOMMENDED STEEL SUPPORT DRAWING
6. MAKE-UP WATER PRESSURE-137 kPa MIN, 344 kPa MAX
7. *- APPROXIMATE DIMENSIONS DO NOT USE FOR PRE-FABRICATION OF CONNECTING PIPING
8. MAKE-UP IS LOCATED 121mm FROM CONNECTION END
9. SERIES FLOW PIPING AND AUX. CROSSOVER DRAIN BY OTHERS



SHIPPING WEIGHT	4735	kg +	OPERATING WEIGHT	7295	kg	HEAVIEST SECTION WEIGHT	3910	kg	NO. OF SHIPPING SECTIONS	2
-----------------	------	------	------------------	------	----	-------------------------	------	----	--------------------------	---